MECHANICAL WRENCHES

URREA offers one of the most extensive, high-quality wrench product lines used in maintenance and automotive repair jobs, as well as for maintenance, repair and operation work in manufacturing, extraction and assembly industries, among others.

All the wrenches in this section come in double hexagon (12-point), hexagonal (6-point) and open-end shapes. Wrenches are particularly useful in tasks where the fastening elements are not located in hard-to-reach areas as is the case with automobile engines, internal machinery parts, structures, petroleum industry and similar applications. This makes URREA mechanical wrenches indispensable tools for industry and automotive service.

URREA also offers specialized wrenches with specific functions, such as installing or removing bolts on engine covers and to quickly remove or tighten nuts or bolts with stripped hexagonal heads.

The wrenches presented in this chapter are known as mechanical because they are manually operated and do not feature accessories. If you need to apply a specific tightening force or torque pressure, see our industrial wrenches section in the next chapter.

URREA mechanical wrenches:

- Include a great variety of products. More than 540 mechanical wrenches.
  - In long, short or standard patterns.
  - Open-end, hexagonal (6-point), double hexagon (12-point) and square openings.
  - Combination.
  - Ratcheteing.
  - 15 and 45 degree box-ends.
  - Flare nut.
  - Obstruction.
  - Service.
  - Adjustable chromed or phosphatized.
  - SAE and metric sizes.
  - 3/16" to 4" openings and 6 mm to 80 mm openings.
- They are grouped and combined in more than 50 different sets in convenient pouches and racks, allowing you to transport them and keep them organized.
- They are manufactured from steel micro-alloyed with high quality chrome-molybdenum, hot-forged for greater endurance. They are precision-machined and thermal-treated to offer you the best combination of tensite strength, resilience, and torsion resistance.
- The open ends in combination, open-end, and service wrenches feature the UGS® (Urrea Grip System) design. This design was created and patented by Grupo Urrea.
- The box-ends on mechanical wrenches feature the SUPER DRIVE® design, making them even more efficient and safe.
- All mechanical wrenches feature a resistant nickel-chrome finish to prevent corrosion. In the case of FOD (Foreign Object Damage) applications, it is recommended to use wrenches with a phosphatized finish to prevent the shedding or flaking of coating particles.
- Full polished or satin finish.
- The quality image of these products is reinforced by showing an indelible and permanent mark with the country of origin. This mark meets ASME / ANSI standards, as well as rules established by the Federal Trade Commission in the United States.
- They are the only tools meeting the Metrology and Standardization Federal Law in Mexico, which dictates that in the case of SAE sizes, the equivalent in the metric system must be shown too.

The information in this chapter is organized as follows:

- **Technical standards.**
- **UGS® and SUPER DRIVE® designs.**
- **Quick selection guide.**
- **Detailed product specifications.**



URREA

SUPERIOR QUALITY AFFORDABLE TOOLS

ADJUSTABLE WRENCHES 283

COMBINATION WRENCHES 286

OPEN-END WRENCHES 309

SERVICE WRENCHES 313

RATCHETING WRENCHES 317

BOX-END WRENCHES 323

FLARE NUT WRENCHES 328

OBSTRUCTION WRENCHES 330

INTRODUCTION

VARIETY AND CODE GUIDE FOR MECHANICAL WRENCHES

			SIZE RANGES		
	12XXX	12-point jumbo combination wrenches	2 1/16"	to	4"
	12XXM	Metric 12-point jumbo combination wrenches	54 mm	to	80 mm
	12XXL	Extra long, full polished combination wrenches	3/8"	to	1"
	12XXML	Metric extra long, full polished combination wrenches	10 mm	to	21 mm
	12XX	12-point, full polished combination wrenches	1/4"	to	2"
	12XXM	Metric 12-point, full polished combination wrenches	6 mm	to	51 mm
	12XXA	12-point satin combination wrenches	1/4"	to	1"
	12XXMA	Metric 12-point satin combination wrenches	6 mm	to	51 mm
	12XXH	6-point, full polished combination wrenches	1/4"	to	2"
	12XXMH	Metric 6-point, full polished combination wrenches	6 mm	to	19 mm
	12XXT	Short combination wrenches, full polish	1/4"	to	3/4"
	12XXMT	Metric short combination wrenches , full polish	6 mm	to	19 mm
	1270-XX	Flex combination wrenches	3/8"	to	3/4"
	1270-XXM	Metric flex combination wrenches	10 mm	to	19 mm
	30XX	Open-end wrenches	3/16" x 1/4"	to	1 7/8" x 2"
	3XXXX	Metric open-end wrenches	6 mm x 7 mm	to	36 mm x 41 mm
	U35XX	Service wrenches	3/4"	to	2 9/16"
	U35XXM	Metric service wrenches	19 mm	to	65 mm
	12XXCM	Combination ratcheting wrenches, full polish	5/16"	to	3/4"
	12XXMCM	Metric combination ratcheting wrenches, full polish	8 mm	to	18 mm
	WERXX	Heavy-duty 12-point, 1 end, box-end ratcheting wrenches	1 5/16"	to	2"
	WERXXM	Heavy-duty metric, 12-point, 1 end, box-end ratcheting wrenches	24 mm	to	36 mm
	118X	12-point, offset, box-end ratcheting wrenches	1/4" x 5/16"	to	3/4" x 7/8"
	118XM	Metric 6-point, offset, box-end ratcheting wrenches	7 mm x 8 mm	to	13 mm x 14 mm
	118XM	Metric 12-point, offset, box-end ratcheting wrenches	15 mm x 17 mm	to	19 mm x 21 mm
	119X	6-point, box-end ratcheting wrenches	1/4" x 5/16"	to	3/4" x 7/8"
	119XM	Metric 6-point, box-end ratcheting wrenches	7 mm x 8 mm	to	13 mm x 14 mm
	119XM	Metric 12-point, box-end ratcheting wrenches	15 mm x 17 mm	to	19 mm x 21 mm
	1180	SAE 4 square openings, ratcheting refrigeration wrenche	1/4" x 13/16"	and	3/8" x 5/16"
	11XX	15° box-end wrenches, 12 pt	5/16" x 3/8"	to	1 5/8" x 1 11/16"
	10XXM	Metric 15° box-end wrenches, 12 pt	8 mm x 9 mm	to	30 mm x 32 mm
	81XX	45° box-end wrenches, 12 pt	3/8" x 7/16"	to	1 1/16" x 1 1/8"
	8XXXX	Metric 45° box-end wrenches, 12 pt	9 mm x 11 mm	to	24 mm x 26 mm
	38XX	Quick flare nut wrenches	3/8"	to	1"
	37XX	Flare nut wrenches	3/8" x 7/16"	to	5/8" x 11/16"
	37XXM	Metric flare nut wrenches	9 mm x 11 mm	to	16 mm x 18 mm
	17XX	Obstruction wrenches	7/16" x 1/2"	to	5/8" x 3/4"
	171XXX	Metric obstruction wrenches	10 mm x 12 mm	to	17 mm x 18 mm

ICONOGRAPHY GUIDE

- 12-point opening (double hexagon) in inches
- 12-point opening (double hexagon) in millimeters
- 6-point opening (hexagonal) in inches
- 6-point opening (hexagonal) in millimeters
- 12-point opening (double hexagon)
- 12-point opening (double hexagon) 15° inclination
- 12-point opening (double hexagon) 45° inclination
- 6-point opening (hexagonal)
- Open-end in inches
- Open-end in millimeters
- Ratcheting box-end
- Adjustable Wrench opening
- UGS (URREA GRIP SYSTEM)
- SUPER DRIVE
- SHORT Short wrenches
- RUBBER GRIP
- A = Full Polished Conventional Design
- B = Satin Finish Conventional Design
- C = Satin Finish Round handle

URREA manufactures its tools following technical standards.

A product technical standard is a document specifying design and manufacturing guidelines to ensure adequate product performance under conditions that meet users' requirements. These standards are issued by private or government bodies and associations.

The only organization to issue international standards is known as ISO (International Organization for Standardization). It issues the ISO 9000 series, related to quality systems, although it also issues product technical standards.

In the United States there are various associations that issue or used to issue standards, such as GSA/US FEDERAL, ASME, ANSI, and SAE; similarly, in Europe there is DIN (Deutsches Institut für Normung e.V.) German Institute for Standardization, which groups together different organizations and committees dedicated to promoting standardization and quality on products commercialized in Germany.

Hand tool standards, known as Federal. (in Mexico) are no longer updated and are being absorbed by ASME. The same is happening to standards issued by ANSI.

Nowadays, ASME hand tool standards are initially reviewed by committees formed by different tool manufacturers, users and distributors so they can be approved and issued by ASME.

SAE standards (in particular are those applicable to aerospace industry) are stricter standards, that for the most part, demand smaller tool dimensions and greater resistance.

STANDARDS APPLICABLE TO: MECHANICAL WRENCHES

DIN Deutsches Institut für Normung e.V.

DIN3111:1982-11 "Box wrenches, single end; test torques series A"
DIN3113:1984-11 "Combination wrenches with equal openings; test torque series A and C"
DIN3117:1988-05 "Adjustable wrenches, open end"

ASME ANSI American National Standards Institute

B107.8 "Adjustable Wrenches"
B107.100 "Wrenches"
This standard incorporates: B107.6, B107.9, B107.39 and B107.40
B107.17M "Gages, Wrench openings, reference"

ISO International Organization for Standardization

ISO 1085 "Assembly tools for screws and nuts – Double-ended wrenches – Size pairing"
ISO 6787 "Assembly tools for screws and nuts – Adjustable wrenches"
ISO 7738 "Assembly tools for screws and nuts – Combination wrenches – Lengths of wrenches and maximum thickness of heads"
ISO 10103 "Assembly tools for screws and nuts – Double-headed, flat, and offset box wrenches – length of wrenches and thickness of the heads"
ISO 10104 "Assembly tools for screws and nuts – Attachments for hand-Double – headed, deep offset and modified offset, box wrenches – length of wrenches and thickness of the heads"

SAE

AS954 "Wrenches, Hand, Twelve point, high strength, thin wall"

GSA

GGG-636 "Wrenches (Box, open, and combination)"
GGG-1405 "Wrench, box (Ratcheting)"
GGG-631b "Wrenches, adjustable; Open-end, Auto And Monkey"
GGG-1437 "Wrench, socket and box end"
GGG-345 "Gauges, Wrench Opening"

TECHNICAL STANDARDS

DESIGN AND MANUFACTURING SPECIFICATIONS FOR MECHANICAL WRENCHES

An important aspect in meeting ASME B107.2 related to mechanical wrenches is the marking system, since this identifies a tool to the user, in addition to being used in warranties by manufacturers.

Markings - ASME B107.6, B107.8M, B107.9

"Wrenches must be permanently marked on each one of the faces, the closest possible to the head, with their respective nominal size, bearing the manufacturer's or distributor's name. The brand and country of origin must be marked legibly and permanently."

Additionally, articles 5 and 6 of Mexico's FEDERAL LAW ON METROLOGY AND STANDARDIZATION state that:

Article 5. In the United Mexican States the Measurement Units General System is the only legal and compulsory system. (METRIC SYSTEM)

Article 6. In exceptional cases the Secretariat may authorize the use of measurement units from other systems due to relationships with foreign nations that may not have adopted the same system.

For this reason URREA tools are marked both in the metric and SAE systems. They are the two unit systems used in the world.

CALCULATIONS FOR THE WRENCH OPENINGS ASME B107.17M

To guarantee that wrench openings will work correctly with fastening elements, the wrenches must be inspected in the manufacturing process with the GO, NO-GO system.

The GO is the minimum allowable size a wrench must have; to test for this tempered steel hexagons are made, called GAUGES, having the nominal size of the opening being manufactured, and they must adequately fit in the wrench's opening; if the minimum size hexagon does not fit in the opening being tested, it means the opening is smaller than the minimum allowable, so it is rejected.

The NO-GO is the maximum allowable size a wrench must have; to test for this, GAUGES are made with the maximum allowable size and these must not fit in the wrench's opening. If they do, it indicates that the opening is bigger than the maximum allowed, so it is rejected.

To determine the GAUGE'S GO and NO-GO, "C" (size between planes) as a function of "W" (nominal size), the following GO and NO-GO formulas are applied.

Formula to calculate **GO** in **inches**:

C = W + (0.005W + 0.001) + (0.005W – 0.004) + 0.0003

Tolerance +0.0000 / -0.0002

C= size between GO planes in the GAUGE W= nominal wrench size

Formula to calculate **NO-GO** in **inches**:

C = W + (0.005W + 0.001) + (0.005W + 0.004) + 0.0005

Tolerance +0.0000 / -0.0002

C= size between NO-GO planes in the GAUGE W= nominal wrench size

Formula to calculate **GO** in **millimeters**:

C = W + (0.005W + 0.025) + (0.005W + 0.102) + 0.008

Tolerance +0.0000 / -0.0006

C= size between GO planes in the GAUGE W= nominal wrench size

Formula to calculate **NO-GO** in **millimeters**:

C = W + (0.005W + 0.025) + (0.005W + 0.102) + 0.013

Tolerance +0.0000 / -0.0006

C= size between the NO-GO planes in the GAUGE W= nominal wrench size

" W" = GAUGE Nominal Size

" GO" GAUGE **" NO-GO" GAUGE**

Example:

Calculate the GO and NO-GO size for the 1/2" GAUGE

First we are going to convert the fraction to decimal notation so we can work with it in thousands of an inch:

1/2" = 0.500 thousands of an inch.

Applying the corresponding formula we obtain:

GO 1/2"

c = 0.500 + [((0.005 x 0.500) +0.001) + (0.005 x 0.500) – 0.004)] + 0.0003
c = 0.500 + [(0.0025 + 0.001) + (0.0025 – 0.004)] + 0.0003
c = 0.500 + [0.0035 – 0.0015] + 0.0003
c = 0.500 + 0.002 + 0.0003
c = 0.5023"

NO-GO 1/2"

C = 0.500 + [((0.005 x 0.500) + 0.001) + ((0.005 x 0.500) + 0.004)] + 0.0005
C = 0.500 + [(0.0025 + 0.001) + (0.0025 +0.004)] + 0.0005
C = 0.500 + [0.0035 + 0.0065] + 0.0005
C = 0.500 + 0.0100 + 0.0005
C = 0.5105"

GO 12 mm

c = 12 + [((0.005 x 12) +0.025) + (0.005 x 12) – 0.102)] + 0.0008
c = 12 + [(0.06 + 0.025) + (0.06 – 0.102)] + 0.0008
c = 12 + [0.085 – 0.042] + 0.0008
c = 12 + 0.043 + 0.0008
c = 12.05 mm

NO-GO 12 mm

C = 12 + [((0.005 x 12) + 0.025) + ((0.005 x 12) + 0.102)] + 0.0008
C = 12 + [(0.06 + 0.025) + (0.06 +0.102)] + 0.0008
C = 12 + [0.085 + 0.162] + 0.0008
C = 12 + 0.247 + 0.0008
C = 12.25 mm

GUIDE FOR SELECTING A SEA WRENCH IN INCHES, ACCORDING TO THE NOMINAL SIZE OF THE NUT OR BOLT HEAD, IN INCHES.

BOLTS AND NUTS FOR SOCKETS AND STANDARD WRENCHES

WRENCH		BOLTS		NUTS		
SOCKET OR WRENCH NOMINAL SIZE		NOMINAL BOLT DIAMETER	HEAVY-DUTY BOLT NOMINAL DIAMETER	HEAVY-DUTY SQUARE NUT NOMINAL DIAMETER	HEAVY-DUTY HEXAGONAL NUT NOMINAL DIAMETER	GROOVE NUT NOMINAL DIAMETER
fractions	decimals					
1/8	0.1250	**	**	**	**	**
5/32	0.1562	**	**	**	**	**
3/16	0.1875	**	**	**	**	**
1/4	0.2500	**	**	**	**	**
9/32	0.2812	**	**	**	**	**
5/16	0.3125	**	**	**	**	**
11/32	0.3437	**	**	**	**	**
3/8	0.3750	1/4	**	**	**	**
7/16	0.4375	1/4	**	**	**	**
1/2	0.5000	5/16	**	1/4	1/4	5/16
9/16	0.5625	3/8	**	5/16	5/16	3/8
5/8	0.6250	7/16	**	3/8	**	3/8
11/16	0.6875	**	**	3/8	3/8	7/16
3/4	0.7500	1/2	**	7/16	7/16	1/2
13/16	0.8125	9/16	**	1/2	**	**
7/8	0.8750	**	1/2	1/2	1/2	9/16
15/16	0.9375	5/8	**	**	9/16	5/8
1	1.0000	**	**	5/8	**	**
1 1/16	1.0625	**	5/8	5/8	5/8	**
1 1/8	1.1250	3/4	**	3/4	**	3/4
1 1/4	1.2500	**	3/4	3/4	3/4	**
1 5/16	1.3125	7/8	**	7/8	**	7/8
1 3/8	1.3750	**	**	**	**	**
1 7/16	1.4375	**	7/8	7/8	7/8	**
1 1/2	1.5000	**	**	1	**	1
1 5/8	1.6250	**	1	1	1	**
1 11/16	1.6875	1 1/8	**	1 1/8	**	1 1/2
1 13/16	1.8125	**	1 1/8	1 1/8	1 1/8	**
1 7/8	1.8750	1/14		1 1/4	**	1 1/4
2	2.0000	**	1 1/4	1 1/4	1 1/4	**
2 1/16	2.0625	1 3/8	**	1 3/8	**	1 3/8
2 3/16	2.1875	**	1 3/8	1 3/8	1 3/8	**
2 1/4	3.2500	1 1/2	**	1 1/2	**	1 1/2
2 3/8	2.3750	**	1 1/2	1 1/2	1 1/2	**
2 7/16	2.4375	1 5/8	**	**	**	**
2 9/16	2.5625	**	1 5/8	**	1 5/8	**
2 5/8	2.6250	1 3/4	**	**	**	**
2 3/4	2.7500	**	1 3/4	**	1 3/4	**
2 13/16	2.8125	1 7/8	**	**	**	**
2 15/16	2.9375	**	1 7/8	**	1 7/8	**
3	3.0000	2	**	**	**	**
3 1/8	3.1250	**	2	**	2	**
3 3/8	3.3750	2 1/4	**	**	**	**
3 1/2	3.5000	**	2 1/4	**	2 1/4	**
3 3/4	3.7500	2 1/2	**	**	**	**
3 7/8	3.8755	**	2 1/2	**	2 1/2	**
4 1/8	4.1250	2 3/4	**	**	**	**
4 1/4	4.2500	**	2 3/4	**	2 3/4	**
4 1/2	4.5000	3	**	**	**	**
4 5/8	4.6250	**	3	**	3	**
4 7/8	4.8750	3 1/4	**	**	**	**
5	5.0000	**	3 1/4	**	3 1/4	**
5 1/4	5.2500	3 1/2	**	**	3 1/2	**
5 3/8	5.3750	**	3 1/2	**	3 3/4	**
5 5/8	5.6250	3 3/4	**	**	3 3/4	**
5 3/4	5.7500	**	3 3/4	**	4	**
6	6.0000	4	**	**	4	**
6 1/8	6.1250	**	4	**	**	**
6 1/2	6.5000	**	4 1/4	**	**	**
6 7/8	6.8750	**	4 1/2	**	**	**
7 1/4	7.2500	**	4 3/4	**	**	**
7 5/8	7.6250	**	5	**	**	**
8	8.0000	**	5 1/4	**	**	**
8 3/8	8.3750	**	5 1/2	**	**	**
8 3/4	8.7500	**	5 3/4	**	**	**
9 1/8	9.1250	**	6	**	**	**

STANDARD: B18.2.2 ASME/ANSI

TECHNICAL STANDARDS

GUIDE FOR SELECTING A METRIC WRENCH IN MILLIMETERS, ACCORDING TO THE NOMINAL SIZE OF THE NUT OR BOLT HEAD, IN MILLIMETERS.

BOLTS AND NUTS FOR METRIC SOCKETS AND WRENCHES						
WRENCH	BOLTS			NUTS		
SOCKET OR WRENCH NOMINAL SIZE	HEXAGONAL	HEAVY-DUTY HEXAGONAL	HEAVY-DUTY STRUCTURAL	HEXAGONAL	WITH GROOVE	HEAVY-DUTY HEXAGONAL
3.00	**	**	**	M1.6 x 0.35	**	**
4.00	**	**	**	M2 x 0.4	**	**
5.00	**	**	**	M2.5 x 0.45	**	**
5.50	**	**	**	M3 x 0.5	**	**
6.00	**	**	**	M3.5 x 0.6	**	**
7.00	**	**	**	M4 x .7	**	**
8.00	M5 x 0.8	**	**	M5 x 0.8	M5 x 0.8	**
10.00	M6 x 1	**	**	M6 x 1	M6 x 1	**
13.00	M8 x 1.25	**	**	M8 x 1.25	M8 x 1.25	**
15.00	M10 x 15	**	**	M10 x 1.5	M10 x 1.5	**
16.00	M10 x 15	**	**	M10 x 1.5	M10 x 1.5	**
18.00	M12 x 1.75	**	**	M12 x 1.75	M12 x 1.75	**
21.00	M14 x 2	M12 x 1.75	**	M14 x 2	M14 x 2	M12 x 1.75
24.00	M16 x 2	M14 x 2	**	M16 x 2	M16 x 2	M14 x 2
27.00	**	M16 x 2	M16 x 2	**	**	M16 x 2
30.00	M20 x 2.5	**	**	M20 x 2.5	M20 x 2.5	**
34.00	**	M20 x 2.5	M20 x 2.5	**	**	M20 x 25
36.00	M24 x 3	**	M22 x 2.5	M24 x 3	M24 x 3	M22 x 25
41.00	**	M24 x 3	M24 x 3	**	**	M24 x 3
46.00	M30 x 3.5	**	M27 x 3	M30 x 3.5	M30 x 3.5	M27 x 3
50.00	**	M30 x 3.5	M30 x 3.5	**	**	M30 x 3.5
55.00	M36 x 4	**	**	M36 x 4	M36 x 4	**
60.00	**	M36 x 4	M36 x 4	**	**	**
65.00	M42 x 4.5	**	**	**	**	**
70.00	**	**	**	**	**	M42 x 4.5
75.00	M48 x 5	**	**	**	**	**
80.00	**	**	**	**	**	M48 x 5
85.00	M56 x 5.5	**	**	**	**	**
90.00	**	**	**	**	**	M56 x 5.5
95.00	M64 x 6	**	**	**	**	**
100.00	**	**	**	**	**	M64 x 6
105.00	M72 x 6	**	**	**	**	**
110.00	**	**	**	**	**	M72 x 6
115.00	M80 x 6	**	**	**	**	**
120.00	**	**	**	**	**	M80 x 6
130.00	M90 x 6	**	**	**	**	**
135.00	**					M90 x 6
145.00	M100 x 6	**	**	**	**	**
150.00	**	**	**	**	**	M100 x 6

STANDARD: ASA B18.2

ADJUSTABLE WRENCH HARDNESS TEST

LOAD TEST METHOD

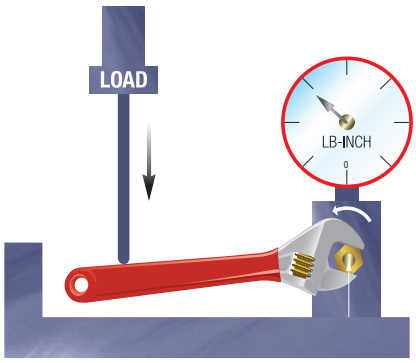

To ensure the wrenches perform as expected, there are testing methods that supervise their mechanical resistance to torsion and bending.

LOAD TEST. Testing method whereby a perpendicular force is applied on the wrench's handle. The adjustable open-end is fitted to a hexagonal chuck with a hardness no less than 55° HRc. The applied force range must not exceed 90° per minute and must be maintained for a minimum of 10 seconds. The wrench is failed if a permanent deformation occurs on the handle or if a crack appears anywhere.

STATISTICAL TEST FOR LOAD READINGS ON URREA ADJUSTABLE WRENCHES

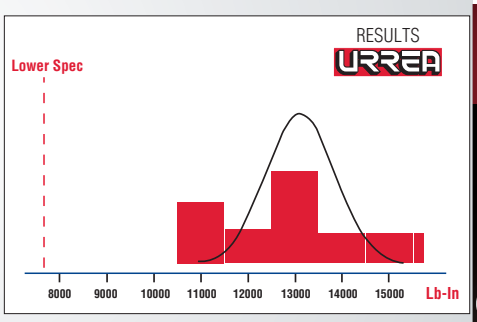

ADJUSTABLE WRENCH PERFORMANCE

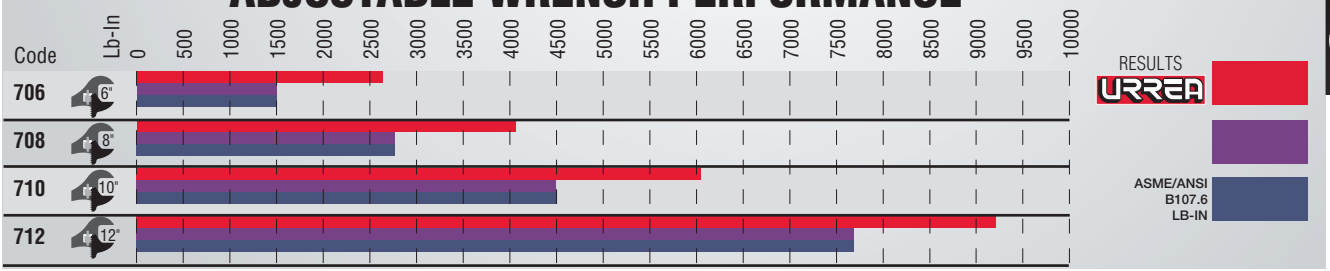

DIMENSIONS DICTATED BY REGULATIONS

INCH SIZE	CODE	STANDARD	TOTAL LENGTH (UNITS) MIN	TOTAL LENGTH (UNITS) MAX	MIN TOTAL OPENING JAWS (UNITS)	MAX THICKNESS (UNITS) JAW TIP	MAX THICKNESS (UNITS) HEAD	MAX THICKNESS (UNITS) SHANK	JAW MOVING SET (UNITS)	MINIMUM LOAD TEST BENDING MOMENT LB-IN	MINIMUM LOAD TEST BENDING MOMENT KG-CM	HARDNESS °RC
4	704	ASME B107.8	3.500	4.500	0.504	0.172	0.375	0.188	0.007	600	691	40-50
		FEDERAL (GGG-W-631)	3.500	4.500	0.510	0.172	0.375	0.188	0.007	600	691	40-50
		NOM (NOM-0-106)	3.500	4.500	0.510	0.177	0.394	0.196	0.019	---	----	40-50
		DIM 3112	3.937	4.327	0.510	-----	-----	-----	0.009	292	----	-----
6	706	ASME B107.8	5.500	6.500	0.756	0.250	0.408	0.250	0.008	1452	1672	40-50
		FEDERAL (GGG-W-631)	5.500	6.500	0.760	0.250	0.406	0.250	0.008	1450	1670	40-50
		NOM (NOM-0-106)	5.500	6.500	0.748	0.314	0.452	0.255	0.019	----	480	40-50
		DIM 3112	5.905	6.497	0.708	-----	-----	-----	0.011	752	----	-----
8	708	ASME B107.8	7.500	8.500	0.947	0.312	0.531	0.312	0.008	2700	3109	40-50
		FEDERAL (GGG-W-631)	7.500	8.500	0.947	0.313	0.531	0.313	0.008	2700	3109	40-50
		NOM (NOM-0-106)	7.500	8.500	0.944	0.354	0.570	0.314	0.019	----	800	40-50
		DIM 3112	7.814	8.484	0.905	-----	-----	-----	0.011	1593	----	-----
10	710	ASME B107.8	9.500	10.500	1.133	0.406	0.625	0.359	0.009	4500	5182	40-50
		FEDERAL (GGG-W-631)	9.500	10.500	1.135	0.406	0.625	0.359	0.009	4500	5182	40-50
		NOM (NOM-0-106)	9.500	10.500	1.062	0.472	0.688	0.393	0.019	----	1200	40-50
		DIM 3112	9.892	10.433	1.102	-----	-----	-----	0.011	2.832	----	-----
12	712	ASME B107.8	11.500	12.500	1.321	0.500	0.750	0.438	0.010	7650	8810	40-50
		FEDERAL (GGG-W-631)	11.500	12.500	1.321	0.500	0.750	0.438	0.010	7650	8810	40-50
		NOM (NOM-0-106)	11.500	12.500	1.259	0.610	0.905	0.452	0.019	-----	1375	40-50
		DIM 3112	11.811	12.404	1.338	-----	-----	-----	0.011	4.558	-----	------
15	715	ASME B107.8	14.500	15.500	1.698	0.625	1.000	0.688	0.012	15000	17275	40-50
		FEDERAL (GGG-W-631)	14.500	15.500	1.698	0.625	1.000	0.688	0.012	15000	17275	40-50
		NOM (NOM-0-106)	------	------	-----	-----	-----	-----	-----	-----	-----	44-48
		DIM 3112	------	------	-----	-----	-----	-----	-----	8.142	-----	-----
18	718	ASME B107.8	17.500	19.000	2.062	0.718	1.218	0.750	0.015	20000	23033	40-50
		FEDERAL (GGG-W-631)	17.500	19.000	2.062	0.719	1.218	0.750	0.012	20000	23033	40-50
		NOM (NOM-0-106)	------	------	-----	-----	-----	-----	-----	-----	-----	-----
		DIM 3112	------	------	-----	-----	-----	-----	-----	12.125	-----	-----
24	724	ASME B107.8	23.500	25.000	2.438	0.906	1.438	0.875	0.018	25000	28791	40-50
		FEDERAL (GGG-W-631)	23.500	25.000	2.438	0.906	1.438	0.875	0.015	25000	28791	40-50
		NOM (NOM-0-106)	------	------	-----	-----	-----	-----	-----	-----	-----	-----
		DIM 3112	------	------	-----	-----	-----	-----	-----	-----	-----	-----

TECHNICAL STANDARDS

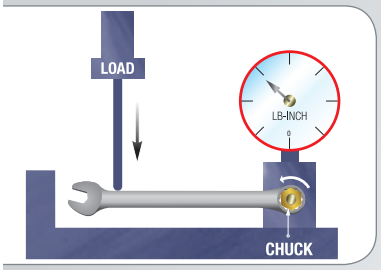

COMBINATION WRENCH HARDNESS TEST

LOAD TEST. Testing method whereby a perpendicular force is applied on the wrench's end. The wrench's box-end is fitted to a hexagonal chuck whose hardness must be no less than 55° HRc. The force must be applied in a range not exceeding 90° per minute and be maintained for a minimum of 10 seconds. The wrench is failed if a visible permanent deformation on the handle occurs or if a deformation greater than 5° occurs on the box-ends in relation to the handle, or also when the nominal box-end size varies by 0.002" (for 5/32" to 1" wrenches) or 0.003" (for 1 1/16" to 2 1/4" wrenches). A wrench is also failed if any cracks appear on the wrench or stripping occurs on the box-end.

STANDARD ASME B107.100 - LOAD TEST

COMBINATION WRENCH PERFORMANCE

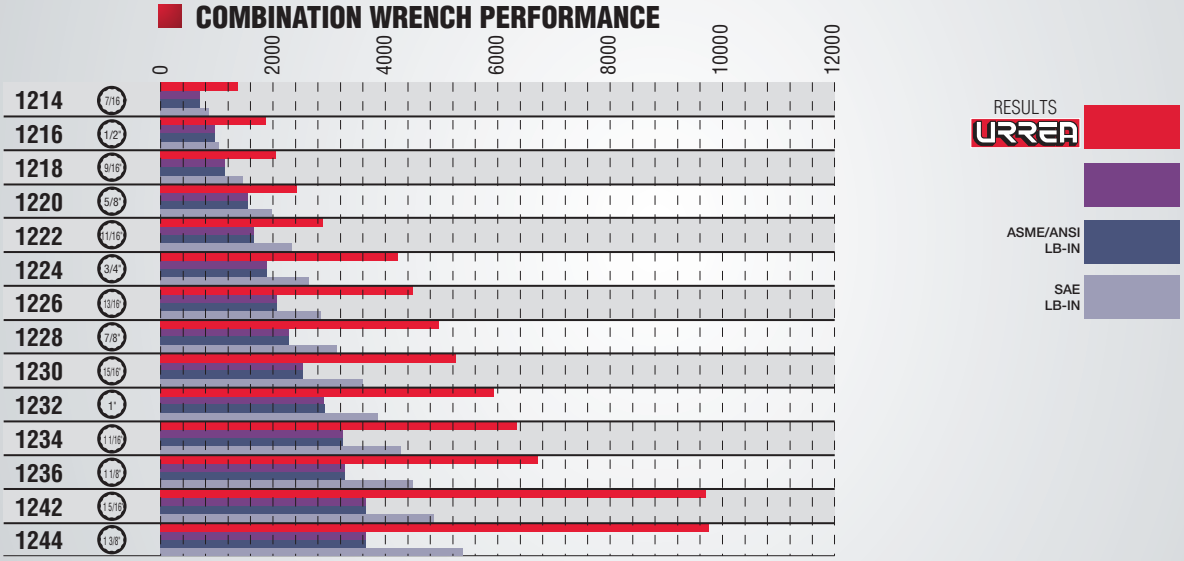

45° BOX-END WRENCH PERFORMANCE

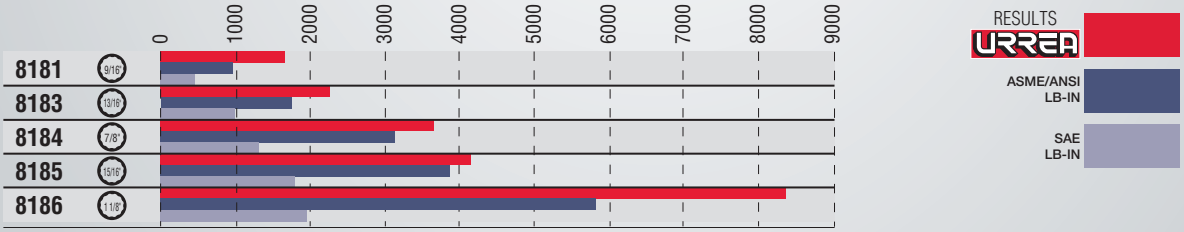

15° BOX-END WRENCH PERFORMANCE

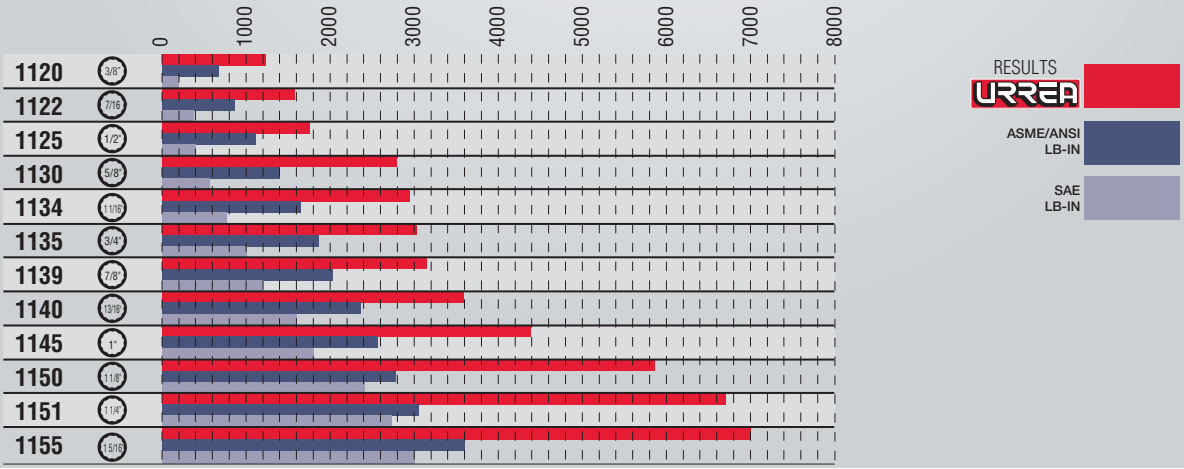

OPEN-END WRENCH PERFORMANCE

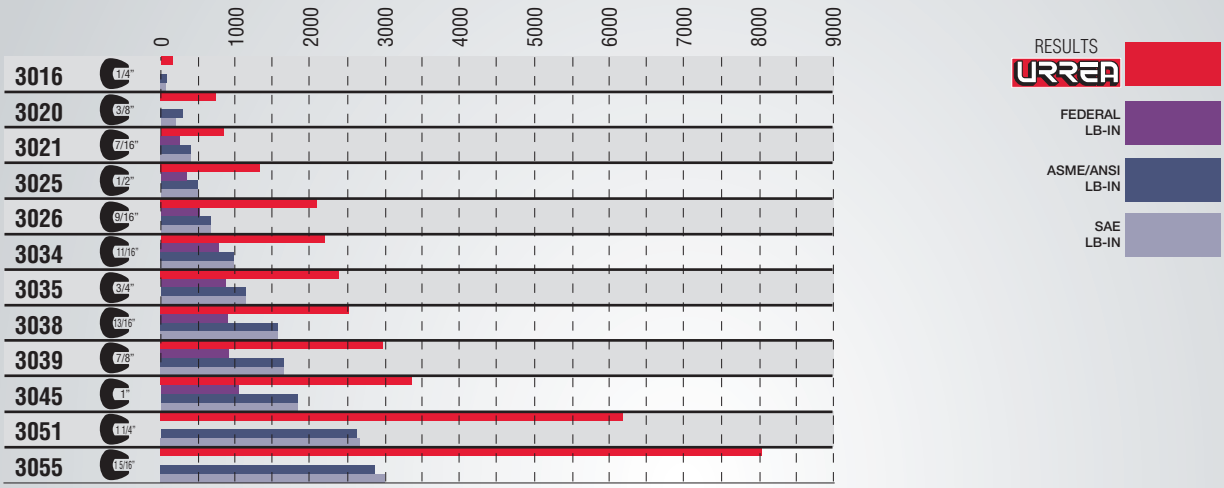

ASME B107.100 STANDARD - HARDNESS TEST

The wrenches must be thermal-treated to attain a hardness between 38 and 55 HRc (Rockwell C). To test for this a Rockwell hardness tester is used. This tester has a diamond tip upon which a 150 Kilogram (ASME 18) load is applied. The test result directly depends on the diamond tip's penetration into the tested element. When required to prepare the test surface, the material removed by the diamond tip on the contact area must not exceed 0.007" (0.18 mm).

HARDNESS TEST PRESS

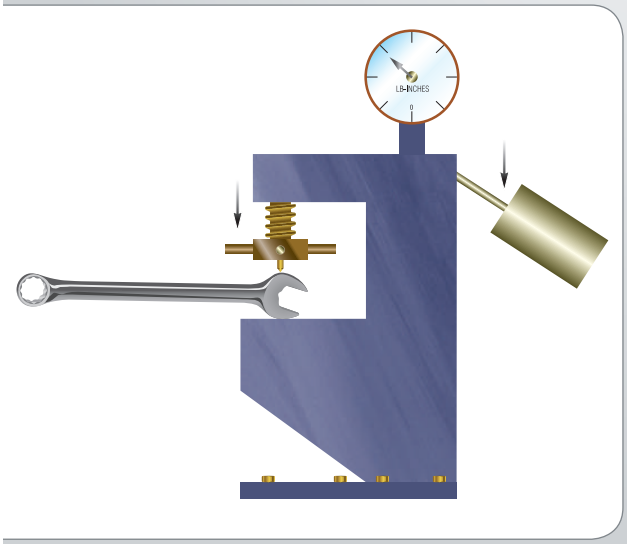

STATISTICAL TEST FOR HARDNESS READINGS PERFORMED ON URREA MECHANICAL WRENCHES

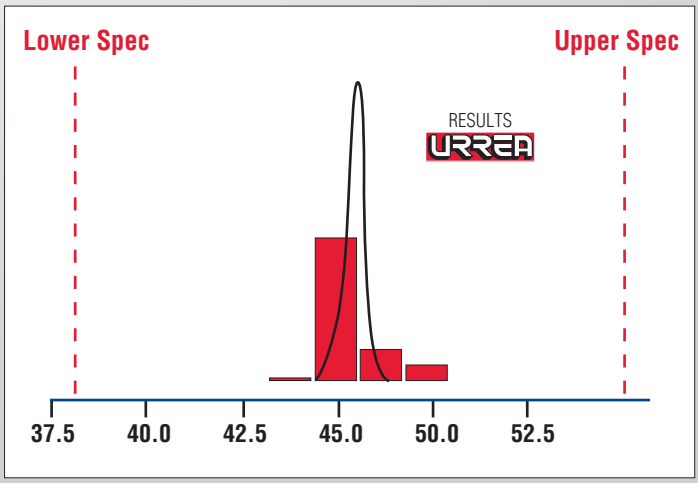

UGS DESIGN

UGS URREA GRIP SYSTEM DESIGN ADVANTAGES

URREA wrenches are manufactured following the specifications in the SAE-AS954 STANDARD. Additionally, the UGS system—designed and patented by URREA—is incorporated on our open-end wrenches. UGS provides the following benefits:

- When torque is applied, the force is distributed to three points, thus reducing stress on the nut or bolt edges.



- If a nut or a bolt's edges are stripped, the 3-point contact distribution ensures that there is enough not contact to tighten or loosen.

The UGS **Urrea Grip System**, thanks to its 3-point contact, offers the following advantages:
1.- Greater endurance: Because the support area is concentrated on 3 points and not 2.
2.- Safer: Because it prevents the tool from slipping thanks to the Anti-Slip feature in its design.
3.- Minimizes effort: Because it has **better contact** with the nut.
4.- It does not damage the nut.

CONVENTIONAL DESIGN DISADVANTAGES

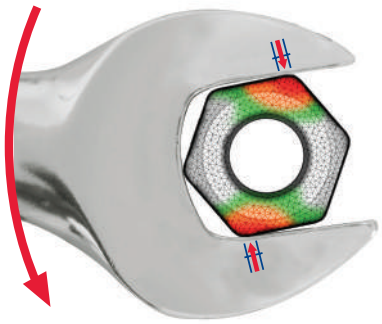

CONVENTIONAL WRENCH DESIGN
EFFECT ON THE NUT OR BOLT HEAD

- When torque is applied, there is a lot of force on the nut or bolt's edges, thus increasing the possibility of faster nut or bolt wearing.
- If the nut or bolt's edges are damaged, it's because the force is being applied directly to the edges, which deforms them, later making it harder to tighten or loosen that same nut or bolt.

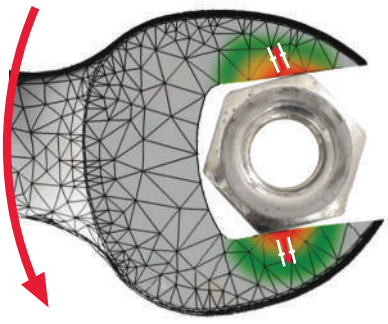

CONVENTIONAL WRENCH DESIGN
EFFECT ON THE WRENCHES

ADVANTAGES OF THE SUPER DRIVE DESIGN

URREA wrenches incorporate it in their box-ends. When configured according to specifications in the SAE-AS954 standard, it allows us to offer better tools that decrease the force applied on bolt or nut edges, this in turns allows you to apply more force without damaging the fastening elements.
This SUPER DRIVE technology is incorporated on both sockets and wrenches. It makes work easier by providing the following benefits:

EFFECT ON THE NUT OR BOLT HEAD

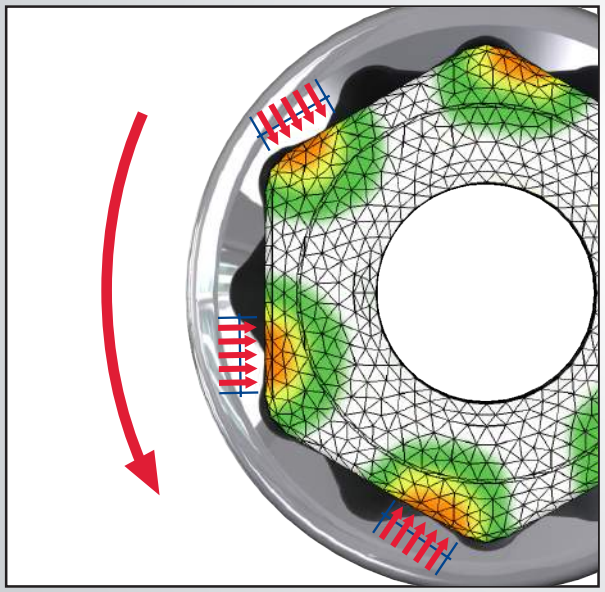

- When applying torque, the force is distributed to a larger area on the active nut faces, more towards the center and not on the corners. The box-end vertices disappear and the force is distributed along the length of the rounded or "lobular" corners. These features fulfill the AS954 (SAE) standard. Additionally, less force is required to apply the same torque, because of the bigger contact area.
- Approximate contact length of 0.045" on the active face of the nut or bolt.
- The force applied is not concentrated on the edges since these are potential failure points, but rather is uniformly applied around the entire nut or bolt head.

EFFECT ON THE WRENCH

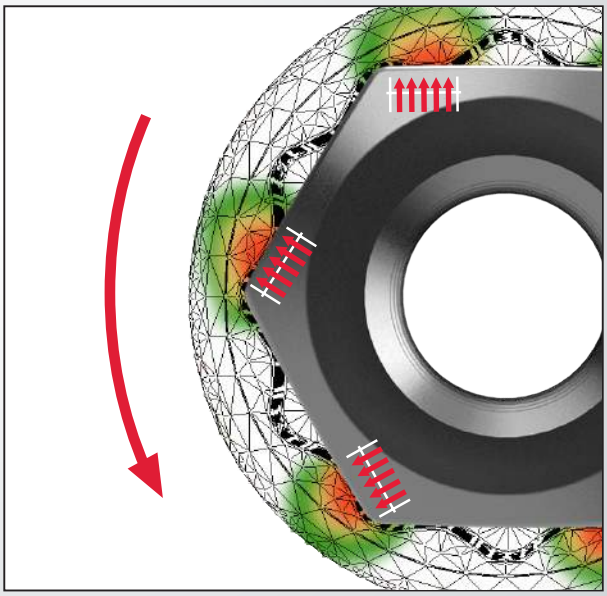

- It is possible to reduce the box-end opening's exterior diameter, increasing the ability to apply torque with no failure, allowing you to reach narrow spots.
- It is easier to fit the box-end onto the nut or bolt.
- Allows you to turn nuts and bolts that may already have stripped edges or that are deformed.
- It minimizes the risk of an accident by not stripping nuts or bolts.
- Allows you to apply more torque on bolts made of weaker materials.
- It does not deform nuts or bolts.

CONVENTIONAL DESIGN DISADVANTAGES

EFFECT ON THE NUT OR BOLT HEAD

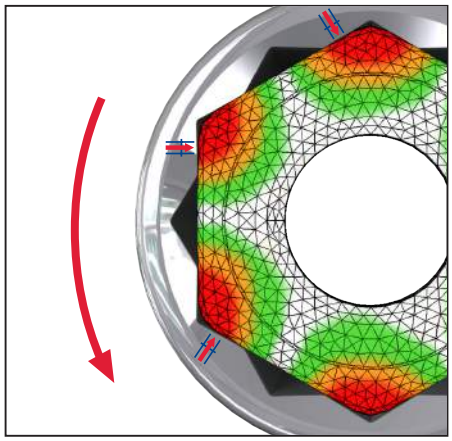

- Approximate contact length of 0.005" on the active face of the nut or bolt.
- When torque is applied, it is mainly concentrated on the bolt corners, this causes these corners to get stripped.
- The corners are potential failure points where cracks tend to appear due to the concentration of pressure.

EFFECT ON THE WRENCH

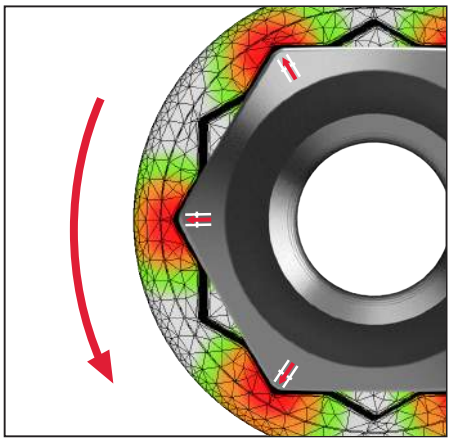

QUICK SELECTION GUIDE FOR MECHANICAL WRENCHES

SAE SINGLE-SIZE WRENCHES



	PAGE 287	PAGE 289	PAGE 294	PAGE 300	PAGE 303	PAGE 305	PAGE 307	PAGE 314	PAGE 318	PAGE 317	PAGE 328
	●	●	●	●	●	●	●	●		●	
	●	●	●	●		●	●		●	●	●
					●						
0º	●	●	●	●	●	●	●		●	●	●
15º	●	●	●	●	●	●					
1/4”			A	B	A	A					
5/16”			A	B	A	A				A	
3/8”		A	A	B	A	A	A			A	D
7/16”		A	A	B	A	A	A			A	D
1/2”		A	A	B	A	A	A			A	D
9/16”		A	A	B	A	A	A			A	D
5/8”		A	A	B	A	A	A			A	D
11/16”		A	A	B	A	A	A				D
3/4”		A	A	B	A	A	A	B		A	D
13/16”		A	A	B	A			B			D
7/8”		A	A	B	A			B			D
15/16”		A	A	B	A			B			D
1”		A	A	B	A			B			D
1 1/16”			A	B				B			
1 1/8”			A	B				B			
1 3/16”			A	B				B			
1 1/4”			A	B				B			
1 5/16”			A	B				B	A		
1 3/8”			A	B				B			
1 7/16”			A	B				B	A		
1 1/2”			A	B				B	A		
1 9/16”			A	B				B			
1 5/8”			A	B				B			
1 11/16”			A	B				B	A		
1 3/4”			A	B				B			
1 13/16”			A	B				B			
1 7/8”			A	B				B	A		
1 15/16”								B			
2”			A	B				B	A		
2 1/16”	C										
2 1/8”	C							B			
2 3/16”	C										
2 1/4”	C							B			
2 5/16”	C										
2 3/8”	C							B			
2 7/16”	C										
2 1/2”	C							B			
2 9/16”	C							B			
2 5/8”	C										
2 11/16”	C										
2 3/4”	C										
2 13/16”	C										
2 7/8”	C										
2 15/16”	C										
3”	C										
3 1/16”	C										
3 1/8”	C										
3 1/4”	C										
3 3/8”	C										
3 1/2”	C										
3 5/8”	C										
3 3/4”	C										
3 7/8”	C										
4”	C										

FINISH TYPE:

A = Full Polished Conventional Design

B = Satin Finish Conventional Design

C = Satin Finish Round Handle

D = Blued Finish

QUICK SELECTION GUIDE FOR MECHANICAL WRENCHES

METRIC SINGLE-SIZE WRENCHES

	●	●	●	●	●	●	●	●		●
	●	●	●	●		●	●		●	●
					●					
0°	●	●	●	●	●	●	●	●	●	●
15°	●	●	●	●	●	●	●			
	PAGE 288	PAGE 290	PAGE 298	PAGE 302	PAGE 304	PAGE 306	PAGE 308	PAGE 316	PAGE 318	PAGE 317
6 mm			A	B	A	A				
7 mm			A	B	A	A				
8 mm			A	B	A	A				A
9 mm			A	B	A	A				
10 mm		A	A	B	A	A	A			A
11 mm		A	A	B	A	A	A			
12 mm		A	A	B	A	A	A			A
13 mm		A	A	B	A	A	A			A
14 mm		A	A	B	A	A	A			A
15 mm		A	A	B	A	A	A			A
16 mm		A	A	B	A	A	A			
17 mm		A	A	B	A	A	A			
18 mm		A	A	B	A	A	A			A
19 mm		A	A	B	A	A	A	B		
20 mm		A	A	B						
21 mm		A	A	B				B		
22 mm			A	B				B		
23 mm			A	B						
24 mm			A	B				B	A	
25 mm			A	B						
26 mm			A	B						
27 mm			A	B				B		
28 mm			A	B						
29 mm			A	B						
30 mm			A	B				B	A	
32 mm			A	B				B	A	
33 mm			A	B						
34 mm			A	B						
36 mm			A	B				B	A	
37 mm			A	B				B		
38 mm			A	B				B		
41 mm			A	B				B		
42 mm			A	B						
46 mm			A	B				B		
50 mm			A	B				B		
51 mm			A	B						
54 mm	C									
55 mm	C							B		
57 mm	C									
60 mm	C							B		
64 mm	C									
65 mm	C							B		
70 mm	C									
73 mm	C									
75 mm	C									
80 mm	C									

QUICK SELECTION GUIDE FOR MECHANICAL WRENCHES

SAE WRENCHES WITH TWO OR MORE SIZES



	PAGE 311	PAGE 319	PAGE 321	PAGE 318	PAGE 324	PAGE 326	PAGE 329	PAGE 330
	●							
							●	
		●	●		●	●		
		●					●	●
				●				
0º	●		●					●
15º		●		●	●			
25º								
45º						●	●	
3/16" x 1/4"	A							
1/4" x 5/16"	A	A	A					
5/16" x 3/8"	A				A			
3/8" X 7/16"	A	A	A		A	A	B	
7/16" X 1/2"	A				A			B
1/2" X 9/16"	A	A	A		A	A	B	
9/16" X 5/8"	A				A			B
5/8" X 3/4"	A	A	A					B
19/32" X 11/16"	A							
5/8" X 11/16"	A	A	A		A	A	B	
11/16" X 3/4"	A				A			
13/16" X 3/4"	A							
3/4" X 7/8"	A	A	A		A	A		
3/4" x 9/16"			A					
25/32" x 13/16"						A		
13/16" X 7/8"	A				A			
15/16" X 1"	A				A	A		
1 1/16" X 1 1/8"	A				A	A		
1 1/16" X 1 1/4"	A				A			
1 1/4" x 1 5/16"	A				A			
1 1/4" x 1 3/8"					A			
1 3/8" x 1 7/16"	A							
1 7/16" x 1 1/2"					A			
1 1/2" x 1 5/8"	A							
1 5/8" x 1 11/16"					A			
1 11/16" x 1 13/16"	A							
1 7/8" x 2"	A							
1/4" X 3/16"				A				
3/8" X 5/16"				A				

METRIC WRENCHES WITH TWO OR MORE SIZES

	PAGE 312	PAGE 320	PAGE 322	PAGE 325	PAGE 327	PAGE 329	PAGE 331
	●						
						●	
		●	●	●	●		●
		●	●			●	
0º	●		●				●
15º	●			●		●	
25º		●					
45º					●		
6 mm x 7 mm	A						
7 mm x 8 mm		A	A				
8 mm x 9 mm	A			A			
8 mm X 10 mm	A						
9 mm x 10 mm	A	A	A				
9 mm x 11 mm					A	A	
10 mm x 11 mm	A			A	A		
10 mm x 12 mm	A					A	B
11 mm x 12 mm		A	A				
11 mm x 13 mm				A			B
12 mm x 13 mm	A			A	A		
12 mm x 15 mm					A		
13 mm x 14 mm		A	A		A	A	
14 mm x 15 mm	A			A	A		B
14 mm x 17 mm	A						
15 mm x 16 mm					A		
15 mm x 17 mm		A	A			A	
16 mm x 17 mm	A				A		
16 mm x 18 mm		A	A	A		A	
16 mm x 19 mm							B
17 mm x 18 mm							B
17 mm x 19 mm				A			
18 mm x 19 mm	A						
19 mm x 21 mm		A	A				
19 mm x 22 mm	A				A		
21 mm x 22 mm	A						
21 mm x 24 mm				A			
22 mm x 24 mm				A			
24 mm x 26 mm					A		
24 mm x 27 mm	A						
25 mm x 28 mm	A						
27 mm x 30 mm				A			
27 mm x 32 mm	A						
30 mm x 32 mm				A			
32 mm x 36 mm	A						
36 mm x 41 mm	A						

FINISH TYPE:

A = Full Polished Conventional Design

B = Satin Finish Conventional Design

ADJUSTABLE WRENCHES

- Adjustable wrenches are very versatile because the opening size can be adjusted by turning a thumb wheel, allowing you to work on a whole range of nut or bolt sizes, instead of just one.
  When using an adjustable wrench, it is recommended that you apply force by pulling and not by pushing, in a way that the load applied is always supported on the wrench's fixed jaw.

High endurance, exceeding the values set by ASME/ANSI, and FEDERAL NOM standards.

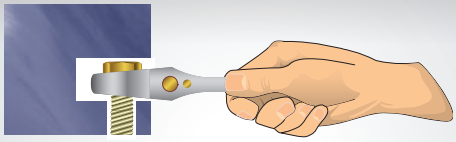

Maneuverability, easy access to nuts and bolts in hard to reach areas.

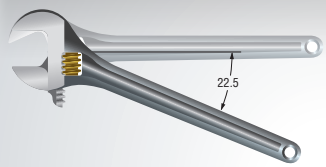

Manufactured with high-quality steel alloy.

The 22.5° head inclination relative to the handle provides more comfortable access to nuts and bolts.

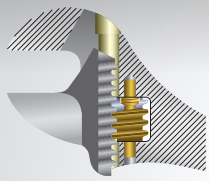

The jaws feature radio to help reduce the concentration of pressure.

Precision fit designed to decrease tolerances.

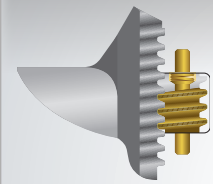

Reduced play between the turning screw and the bottom jaw's thread, providing safer handling.

Adjustable wrenches are manufactured with imported tempered micro-alloy forged steel. This ensures the wrenches have the hardness needed to perform according to expectations, and are the ideal dimensions for working in tight areas and with a wider opening that fits a wide range of bolt heads. Their new geometry offers greater endurance and their improved ergonomic design better conforms to your hand's shape.

Adjustable wrench general characteristics:

- Rounded corners in opening avoids the concentration of pressure and better adjusts to the fastening element.
- Thinner clamps allow access in narrow areas.
- Knurled screw made of high-quality steel alloy.
- Extra wide opening, allowing you to work on a wide range of nuts and bolts.
- Chrome-nickel finish prevents corrosion.
- An arrow indicates the correct turning direction when applying force.
- Hot-forged body made of high-resistance steel, featuring maximum ergonomics.

WIDE OPENING ADJUSTABLE WRENCH

This tool is especially targeted to professionals in the area of plumbing, heating, air conditioning, refrigeration and maintenance, among other trades.

Advantages:

Design especially appropriate to tighten nut-against-nut in reduced spaces.

It facilitates work in hard to reach areas thanks to its wide opening and shorter handle.

Great endurance, greater durability and little wear.

SWO WIDE OPENING

700SWO

WIDE OPENING ADJUSTABLE WRENCH

MAXIMUM OPENING		LENGTH		JAW DEPTH		TIP THICKNESS				TORSION ENDURANCE ASME B107.8
in.	mm	in.	mm	in.	mm	in.	mm	gm.	lb.	lb-in
1 1/2	38	8	203	1 5/16	34	1/4	6	345	0.76	2700



Longest jaws that allow a better grip of the nuts to remove.

Higher capacity with lower jaw opening width of head.

WIDE OPEN

CODE	MAXIMUM OPENING		LENGTH		JAW DEPTH		TIP THICKNESS			
	in.	mm	in.	mm	in.	mm	in.	mm	gm.	lb.
706WO	1"	25.4	6	150	29/32	23	0.193	4.9	130	0.29
708WO	1 3/16	30.1	8	203	17/64	27.9	17/64	6.8	265	0.58

STANDARDS: FEDERAL GGG-W-631 ASME B 107.8 NOM-0.106

CHROME-PLATED ADJUSTABLE WRENCHES, WITH RUBBER GRIP

795G

795G — 3-PIECE SET

WITH RUBBER GRIP HANDLE, IN POUCH

CODE	MAXIMUM OPENING in.	MAXIMUM OPENING mm	LENGTH in.	LENGTH mm
708G	1	25.4	8	203.2
710G	1 1/8	28.5	10	254.0
712G	1 5/16	33.3	12	304.8
E506	POUCH			

RUBBER GRIP

Handles with Rubber Grip for greater comfort.

The arrow indicates the turning direction.

712G

Chrome-nickel finish prevents corrosion.

WITH RUBBER GRIP HANDLE

CODE	MAXIMUM OPENING in.	MAXIMUM OPENING mm	LENGTH in.	LENGTH mm	JAW DEPTH in.	JAW DEPTH mm	TIP THICKNESS in.	TIP THICKNESS mm	gm.	lb.	TORSION ENDURANCE ASME B107.8 lb-in
704G	1/2	13	4	102	1/2	13	3/16	5	53	0.11	600
706G	15/16	24	6	152	3/4	19	7/32	6	127	0.28	1450
708G	1	25	8	203	1	25	9/32	7	254	0.56	2700
710G	1 1/8	29	10	254	1 1/8	29	5/16	8	403	0.89	4500
712G	1 5/16	33	12	305	1 5/16	33	3/8	10	700	1.54	7650
715G	1 11/16	43	15	381	1 5/8	41	5/8	16	1304	2.71	15000
718G	2 1/8	53	18	457	1 15/16	49	3/4	19	2247	4.67	20000
724G	2 7/16	62	24	610	2 7/16	62	25/32	20	3774	7.85	25000

STANDARDS: FEDERAL GGG-W-631 ASME B 107.8 NOM-0.106

CHROME-PLATED ADJUSTABLE WRENCHES

795

795 — 3-PIECE SET

IN POUCH

CODE	MAXIMUM OPENING in.	MAXIMUM OPENING mm	LENGTH in.	LENGTH mm
708	1	25.4	8	203.2
710	1 1/8	28.5	10	254.0
712	1 5/16	33.3	12	304.8
E506	POUCH			

The arrow indicates the correct turning direction.

715

Chrome-nickel finish prevents corrosion.

CHROME-PLATED

CODE	MAXIMUM OPENING in.	MAXIMUM OPENING mm	LENGTH in.	LENGTH mm	JAW DEPTH in.	JAW DEPTH mm	TIP THICKNESS in.	TIP THICKNESS mm	gm.	lb.	TORSION ENDURANCE ASME B107.8 lb-in
704	1/2	13	4	102	33/64	13	3/16	5	50	0.11	600
706	15/16	24	6	152	3/4	19	7/32	6	120	0.26	1450
708	1	25	8	203	1	25	9/32	7	240	0.53	2700
710	1 1/8	29	10	254	1 1/8	29	5/16	8	380	0.84	4500
712	1 5/16	33	12	305	1 5/16	33	3/8	10	660	1.45	7650
715	1 11/16	43	15	381	1 5/8	42	5/8	16	1230	2.71	15000
718	2 1/8	53	18	457	1 15/16	50	3/4	19	2120	4.67	20000
724	2 7/16	62	24	610	2 7/16	62	25/32	20	3560	7.85	25000

STANDARDS: FEDERAL GGG-W-631 ASME B 107.8 NOM-0.106

12-POINT COMBINATION JUMBO WRENCH SETS

120090

1200FHD

120090 — 31-PIECE SET

SAE COMBINATION WRENCHES — • W/O UGS

CODE	OPENING DIMENSIONS in.	OPENING DIMENSIONS mm	LENGTH in.	LENGTH mm
•1210	5/16	7.9	5 9/16	141.3
1212	3/8	9.5	6	152.4
1214	7/16	11.1	6 1/2	165.1
1216	1/2	12.7	7	177.8
1218	9/16	14.2	7 1/2	190.5
1220	5/8	15.8	8 1/8	206.4
1222	11/16	17.4	8 15/16	227.0
1224	3/4	19.0	9 13/16	249.2
1226	13/16	20.6	10 11/16	271.5
1228	7/8	22.2	11 9/16	293.7
1230	15/16	23.8	12 7/16	315.9
1232	1	25.4	13 5/16	338.1
1234	1 1/16	26.9	14 13/64	360.8
1236	1 1/8	28.5	15 15/32	392.9
1240	1 1/4	31.7	16 7/8	428.6
1242	1 5/16	33.3	17 11/16	449.3
1244	1 3/8	34.9	18 5/8	473.1
1246	1 7/16	36.5	19 15/32	494.5
1248	1 1/2	38.1	20 1/4	514.4
1252	1 5/8	41.2	23 1/8	587.4
1254	1 11/16	42.8	23 1/8	587.4
1256	1 3/4	44.4	25 1/8	638.2
1258	1 13/16	46	25 7/64	637.8
1260	1 7/8	47.6	28	711.2
1264	2	50.8	28	711.2
*1266	2 1/16	52.39	30	762
*1268	2 1/8	53.97	30	762
*1270	2 3/16	55.56	30	762
*1272	2 1/4	57.15	30	762
*1276	2 3/8	60.33	30 1/2	774.7
*1280	2 1/2	63.50	30 1/2	774.7

SUPER DRIVE

*Round Handle

1200FHD — 16-PIECE SET

SAE COMBINATION WRENCHES — • W/O UGS

CODE	OPENING DIMENSIONS in.	OPENING DIMENSIONS mm	LENGTH in.	LENGTH mm
1242	1 5/6	33.3	17 11/16	449.3
1244	1 3/8	34.9	18 5/8	473.1
1246	1 7/16	36.5	19 15/32	494.5
1248	1 1/2	38.1	20 1/4	514.4
1252	1 5/8	41.2	23 1/8	587.4
1254	1 11/16	42.8	23 1/8	587.4
1256	1 3/4	44.4	25 1/8	638.2
1258	1 13/16	46.0	25 7/64	637.8
1260	1 7/8	47.6	28	711.2
1264	2	50.8	28	711.2
*1266	2 1/16	52.39	30	762.0
*1268	2 1/8	52.39	30	762.0
*1270	22 3/16	55.56	30	762.0
*1272	2 1/4	57.15	30	762.0
*1276	2 3/8	60.33	30 1/2	774.7
*1280	2 1/2	63.50	30 1/2	774.7

SUPER DRIVE

*Round Handle

12-POINT COMBINATION JUMBO WRENCHES

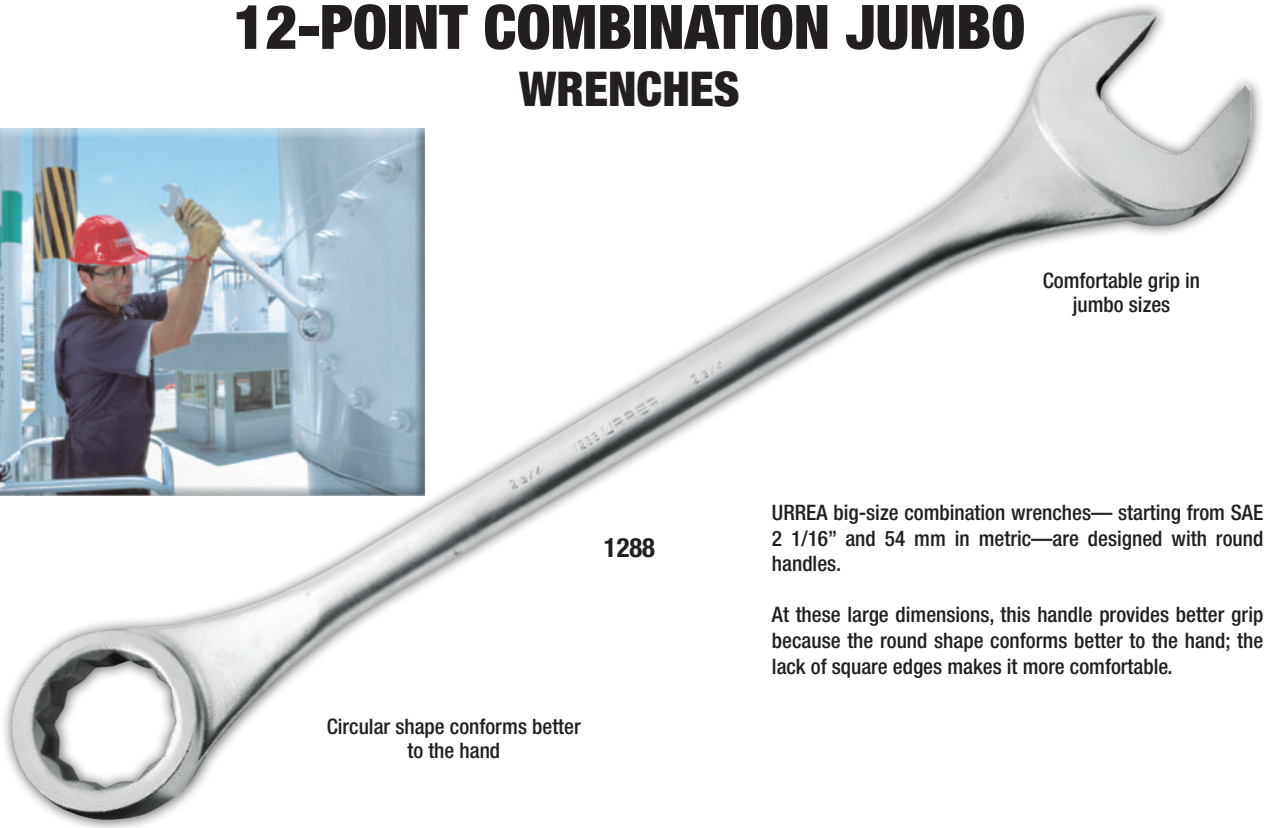

1288

Comfortable grip in jumbo sizes

URREA big-size combination wrenches— starting from SAE 2 1/16" and 54 mm in metric—are designed with round handles.

At these large dimensions, this handle provides better grip because the round shape conforms better to the hand; the lack of square edges makes it more comfortable.

Circular shape conforms better to the hand

SAE 12-POINT COMBINATION JUMBO WRENCHES

SUPER DRIVE

CODE	OPENING DIMENSIONS		B.	C	D	C1	D1	LENGTH				TORSION ENDURANCE ASME B107-100 LB-IN	
	in.	mm	in.	in.	in.	in.	in.	in.	mm	gm.	lb.	open-end	box-end
1266	2 1/16	52.39	2 1/4	4 1/2	1	3 7/16	1 13/32	30	762.0	5,902	13.01	14300	18200
1268	2 1/8	53.98	2 1/4	4 1/2	1	3 7/16	1 13/32	30	762.0	5,902	13.01	14900	19000
1270	2 3/16	55.56	2 1/4	4 1/2	1	3 7/16	1 13/32	30	762.0	5,902	13.01	15500	19700
1272	2 1/4	57.15	2 1/4	4 1/2	1	3 7/16	1 13/32	30	762.0	5,902	13.01	16200	20500
1274	2 5/16	58.74	2 1/4	4 1/2	1	3 39/64	1 13/32	30 1/2	774.7	5,902	13.01	N/A	N/A
1276	2 3/8	60.33	2 1/4	4 1/2	1	3 39/64	1 13/32	30 1/2	774.7	5,902	13.01	N/A	N/A
1278	2 7/16	61.91	2 5/16	4 1/2	1	3 45/64	1 13/32	30 1/2	774.7	5,902	13.01	N/A	N/A
1280	2 1/2	63.5	2 5/16	4 1/2	1	3 45/64	1 13/32	30 1/2	774.7	5,902	13.01	N/A	N/A
1282	2 9/16	65.09	2 1/2	5 9/16	1 1/2	4 1/2	1 9/16	33 1/2	850.9	8,172	18.02	N/A	N/A
1284	2 5/8	66.68	2 1/2	5 9/16	1 1/2	4 1/2	1 9/16	33 1/2	850.9	8,172	18.02	N/A	N/A
1286	2 11/16	68.26	2 3/4	5 9/16	1 1/2	4 1/2	1 9/16	33 1/2	850.9	8,172	18.02	N/A	N/A
1288	2 3/4	69.85	2 3/4	5 9/16	1 1/2	4 1/2	1 9/16	33 1/2	850.9	8,172	18.02	N/A	N/A
1290	2 13/16	71.44	2 3/4	5 9/16	1 1/2	4 1/2	1 9/16	33 1/2	850.9	8,354	18.42	N/A	N/A
1292	2 7/8	73.03	3	5 1/2	1 3/16	4 3/4	1 11/16	33 1/2	850.9	8,354	18.42	N/A	N/A
1294	2 15/16	74.61	3	5 1/2	1 3/16	4 3/4	1 11/16	33 1/2	850.9	8,354	18.42	N/A	N/A
1296	3	76.2	3	5 1/2	1 3/16	4 3/4	1 11/16	33 1/2	850.9	8,354	18.42	N/A	N/A
1298	3 1/16	77.79	3 1/8	5 1/2	1 3/16	4 3/4	1 11/16	33 1/2	850.9	8,354	18.42	N/A	N/A
1299	3 1/8	79.38	3 1/8	5 1/2	1 3/16	4 3/4	1 11/16	33 1/2	850.9	8,354	18.42	N/A	N/A
12104	3 1/4	82	3 5/16	6 1/4	1 1/2	5	1 1/2	37 1/2	952.5	9,230	20.35	N/A	N/A
12108	3 3/8	85	3 1/2	6 1/4	1 1/2	5	1 1/2	37 1/2	952.5	9,420	20.77	N/A	N/A
12112	3 1/2	89	3 5/8	6 1/4	1 1/2	5	1 1/2	37 1/2	952.5	9,632	21.23	N/A	N/A
12120	3 3/4	95	3 7/8	6 1/4	1 1/2	5	1 1/2	37 1/2	952.5	9,830	21.67	N/A	N/A
12124	3 7/8	98	4	6 1/4	1 1/2	5	1 1/2	37 1/2	952.5	10,312	22.73	N/A	N/A
12128	4	101	4 1/16	6 1/4	1 1/2	5	1 1/2	37 1/2	952.5	10,500	23.15	N/A	N/A

STANDARDS: FEDERAL GGG-W-636 ASME B107-100 SAE A S954

METRIC 12-POINT COMBINATION JUMBO WRENCHES

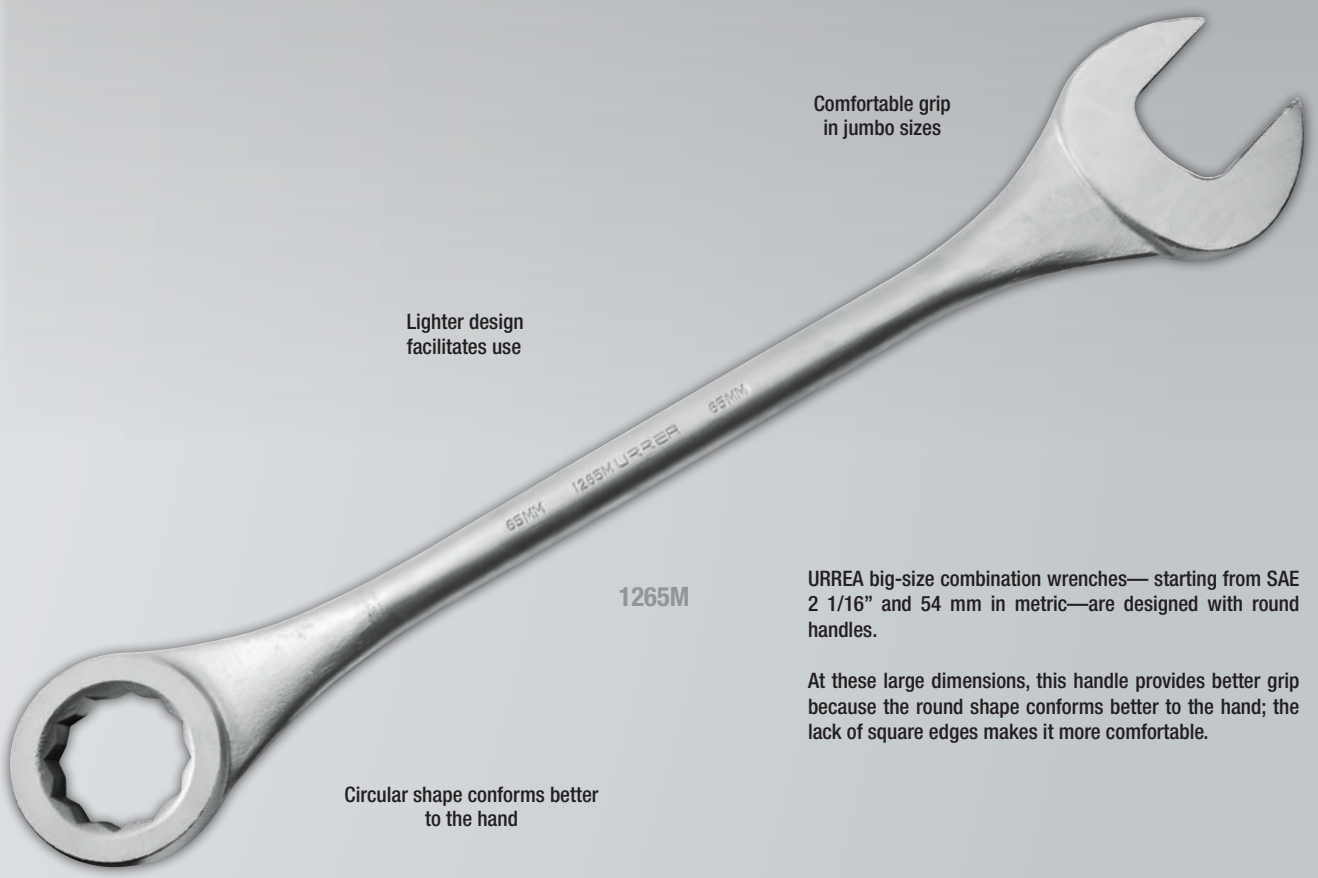

Comfortable grip in jumbo sizes

Lighter design facilitates use

1265M

Circular shape conforms better to the hand

URREA big-size combination wrenches— starting from SAE 2 1/16" and 54 mm in metric—are designed with round handles.

At these large dimensions, this handle provides better grip because the round shape conforms better to the hand; the lack of square edges makes it more comfortable.

METRIC 12-POINT COMBINATION JUMBO WRENCHES

SUPER DRIVE

CODE	OPENING DIMENSIONS	B	C	D	C1	D1	LENGTH				TORSION ENDURANCE ASME B107-100 LB-IN	
	mm	mm	mm	mm	mm	mm	in.	mm	gm.	lb.	open-end	box-end
1254M	54	57.15	114.3	24.4	88.90	35.6	30 8/16	775.0	5,820	12.83	N/A	N/A
1255M	55	57.15	114.3	24.4	88.90	35.6	30 8/16	775.0	5,820	12.83	N/A	N/A
1257M	57	57.15	114.3	24.4	88.90	35.6	30 8/16	775.0	5,820	12.83	N/A	N/A
1260M	60	57.15	114.3	24.4	91.44	35.6	30 8/16	775.0	5,820	12.83	N/A	N/A
1264M	64	63.50	114.3	24.4	93.98	35.6	30 8/16	775.0	5,820	12.83	N/A	N/A
1265M	65	63.50	141.0	29.2	114.30	39.4	31	787.4	5,820	12.83	N/A	N/A
1270M	70	69.85	141.0	29.2	114.30	39.4	32 8/16	825.5	8,090	17.84	N/A	N/A
1273M	73	76.20	141.0	29.2	119.38	39.4	34	863.6	8,090	17.84	N/A	N/A
1275M	75	76.20	141.0	29.2	119.38	39.4	34	863.6	8,090	18.03	N/A	N/A
1280M	80	79.37	141.0	29.2	119.38	39.4	35 8/16	901.7	8,090	18.43	N/A	N/A

STANDARDS: FEDERAL GGG-W-636 ASME B107-100 SAE A S954

FULL POLISHED, 12-POINT COMBINATION EXTRA-LONG WRENCHES

UGS URREA GRIP SYSTEM

12-point lobular design provides a 30° recovery angle, allowing you to work faster.

1212L

Resistant nickel-chrome coating. The full polished chrome finish prevents corrosion.

Allows 35% more torque than a conventional wrench.

Oval handle provides a more comfortable grip.

New 3-point contact wrench end prevents slipping.
The stress on the (nut-wrench) contact areas is substantially decreased.

1200AL

1200AL — 11-PIECE SET

SAE EXTRA-LONG WRENCHES — UGS

CODE	OPENING DIMENSIONS in.	OPENING DIMENSIONS mm	LENGTH in.	LENGTH mm
1212L	3/8	9.5	7 1/2	190.5
1214L	7/16	11.1	8	203.4
1216L	1/2	12.7	8 7/8	225.4
1218L	9/16	14.2	10	254.0
1220L	5/8	15.8	11 1/16	281.0
1222L	11/16	17.4	12	304.8
1224L	3/4	19.0	13 1/4	332.0
1226L	13/16	20.6	14	355.6
1228L	7/8	22.2	15	381.0
1230L	15/16	23.8	16	406.4
1232L	1	25.4	17	431.8
E133	Pouch			

SUPER DRIVE

SAE EXTRA-LONG WRENCHES — UGS — SUPER DRIVE

CODE	OPENING DIMENSIONS in.	OPENING DIMENSIONS mm	B in.	B mm	C in.	C mm	D in.	D mm	C1 in.	C1 mm	D1 in.	D1 mm	LENGTH L in.	LENGTH L mm	WEIGHT gm.	TORSION ENDURANCE ASME B107-100 LB-IN open-end	TORSION ENDURANCE ASME B107-100 LB-IN box-end
1212L	3/8	9.5	1/2	12.7	51/64	20.2	15/64	6.0	19/32	15.1	5/16	7.9	7 1/2	190.5	58	275	605
1214L	7/16	11.1	1/2	12.7	15/16	23.8	1/4	6.4	11/16	17.5	21/64	8.3	8	203.4	72	413	715
1216L	1/2	12.7	19/32	15.1	1 3/32	27.8	17/64	6.7	25/32	19.8	11/32	8.7	8 7/8	225.4	90	550	1020
1218L	9/16	14.2	11/16	17.5	1 13/64	30.6	9/32	7.1	7/8	22.2	23/64	9.1	10	254.0	130	770	1500
1220L	5/8	15.8	49/64	19.4	1 21/64	33.7	19/64	7.5	15/16	23.8	25/64	9.9	11 1/16	281.0	154	1100	2200
1222L	11/16	17.4	13/16	20.6	1 29/64	36.9	21/64	8.3	1 1/32	26.2	27/64	10.7	12	304.8	196	1375	2640
1224L	3/4	19.0	57/64	22.6	1 37/64	40.1	21/64	8.3	1 7/64	28.2	29/64	11.5	13 1/4	332.0	250	1650	2860
1226L	13/16	20.6	61/64	24.2	1 11/16	42.9	3/8	9.5	1 3/16	30.1	31/64	12.3	14	355.6	306	2200	3300
1228L	7/8	22.2	1 1/32	26.2	1 51/64	45.6	3/8	9.5	1 5/16	33.3	33/64	13.1	15	381.0	378	2475	3630
1230L	15/16	23.8	1 7/64	28.2	1 29/32	48.4	13/32	10.3	1 25/64	35.3	33/64	13.1	16	406.4	448	3025	4510
1232L	1	25.4	1 3/16	30.2	2 1/64	51.2	7/16	11.1	1 1/2	38.1	37/64	14.7	17	431.8	556	3575	5390

FULL POLISHED, METRIC 12-POINT COMBINATION EXTRA-LONG WRENCHES

UGS URREA GRIP SYSTEM

12-point lobular design provides a 30° recovery angle, allowing you to work faster.

Oval handle for a more comfortable grip.

1221ML

New 3-point contact wrench end prevents slipping.
The stress on the (nut-wrench) contact areas is substantially decreased.

Resistant nickel-chrome coating. The FULL polished chrome finish prevents corrosion.

Offers 35% more torque than a conventional wrench.

1200AML — 12-PIECE SET

METRIC EXTRA-LONG WRENCHES — UGS

CODE	OPENING DIMENSIONS mm	LENGTH in.	LENGTH mm
1210ML	10	8	203.4
1211ML	11	8	203.4
1212ML	12	8 7/8	225.4
1213ML	13	8 7/8	225.4
1214ML	14	10	254.0
1215ML	15	10	254.0
1216ML	16	11 1/16	281.0
1217ML	17	12	304.8
1218ML	18	12	304.8
1219ML	19	13 1/4	332.0
1220ML	20	14	355.6
1221ML	21	14	355.6
E134	Pouch		

SUPER DRIVE

1200AML

METRIC EXTRA-LONG WRENCHES — UGS — SUPER DRIVE

CODE	OPENING DIMENSIONS mm	in.	mm	in.	mm	in.	mm	in.	mm	in.	mm	LENGTH in.	LENGTH mm	WEIGHT gm.	TORSION ENDURANCE ASME B107-100 LB-IN open-end	TORSION box-end
1210ML	10	7/16	11.12	15/16	23.7	1/4	6.5	11/16	17.53	5/16	8.1	8	203.4	72	274.3	628.3
1211ML	11	33/64	13.11	15/16	23.7	1/4	6.5	11/16	17.53	5/16	8.1	8	203.4	72	407.1	708.0
1212ML	12	19/32	15.08	1 3/64	26.5	17/64	6.9	51/64	19.86	21/64	8.5	8 7/8	225.4	90	433.6	805.3
1213ML	13	19/32	15.08	1 3/64	26.5	17/64	6.9	51/64	19.86	21/64	8.5	8 7/8	225.4	90	548.7	1017.7
1214ML	14	43/64	17.07	1 13/64	30.4	9/32	7.2	7/8	22.22	11/32	8.9	10	254.0	130	761.1	1398.3
1215ML	15	43/64	17.07	1 13/64	30.4	9/32	7.2	7/8	22.22	11/32	8.9	10	254.0	130	920.4	1770.0
1216ML	16	3/4	19.05	1 21/64	33.6	19/64	7.8	31/32	24.54	25/64	10.0	11 1/16	281.0	154	1097.4	2194.8
1217ML	17	13/16	20.65	1 29/64	36.8	21/64	8.3	1 3/64	26.42	27/64	10.8	12	304.8	196	1230.1	2362.9
1218ML	18	13/16	20.65	1 29/64	36.8	21/64	8.3	1 3/64	26.42	27/64	10.8	12	304.8	196	1371.1	2690.4
1219ML	19	57/64	22.63	1 37/64	40.0	21/64	8.4	1 7/64	28.19	29/64	11.6	13 1/4	332.0	250	1646.1	2858.5
1220ML	20	31/32	24.61	1 43/64	42.7	3/8	9.4	1 13/64	30.73	31/64	12.3	14	355.6	306	1920.4	3070.9
1221ML	21	31/32	24.61	1 43/64	42.7	3/8	9.4	1 13/64	30.73	31/64	12.3	14	355.6	306	2194.8	3292.2

FULL POLISHED COMBINATION WRENCH SETS, 12-POINT

1200FC — 16-PIECE SET

SAE & METRIC COMBINATION WRENCHES IN POUCH

• W/O UGS

CODE	OPENING DIMENSIONS in.	OPENING DIMENSIONS mm	LENGTH in.	LENGTH mm
*•1208	1/4	6.3	5	127
•1210	5/16	7.9	5 9/16	141.3
1212	3/8	9.5	6	152.4
1214	7/16	11.1	6 1/2	165.1
1216	1/2	12.7	7	177.8
1218	9/16	14.2	7 1/2	190.5
1220	5/8	15.8	8 1/8	206.4
1222	11/16	17.4	8 15/16	227.0
1224	3/4	19.0	9 13/16	249.2
1208M		8	5 9/16	141.5
1210M		10	6 9/16	166.5
1211M		11	6 9/16	166.5
1212M		12	7 1/16	179.1
1213M		13	7 1/16	179.1
1214M		14	7 9/16	191.8
1215M		15	7 9/16	191.8
E553		Pouch		

* 6 pt

SUPER DRIVE

120080 — 26-PIECE SET

SAE COMBINATION WRENCHES

• W/O UGS

CODE	OPENING DIMENSIONS in.	OPENING DIMENSIONS mm	LENGTH in.	LENGTH mm
*•1208	1/4	6.3	5	127.0
•1210	5/16	7.9	5 9/16	141.3
1212	3/8	9.5	6	152.4
1214	7/16	11.1	6 1/2	165.1
1216	1/2	12.7	7	177.8
1218	9/16	14.2	7 1/2	190.5
1220	5/8	15.8	8 1/8	206.4
1222	11/16	17.4	8 15/16	227.0
1224	3/4	19.0	9 13/16	249.2
1226	13/16	20.6	10 11/16	271.5
1228	7/8	22.2	11 9/16	293.7
1230	15/16	23.8	12 7/16	315.9
1232	1	25.4	13 5/16	338.1
1234	1 1/16	26.9	14 13/64	360.8
1236	1 1/8	28.5	15 15/32	390.5
1240	1 1/4	31.7	16 7/8	428.6
1242	1 5/16	33.3	17 11/16	449.3
1244	1 3/8	34.9	18 5/8	473.1
1246	1 7/16	36.5	19 15/32	494.5
1248	1 1/2	38.1	20 1/4	514.4
1252	1 5/8	41.2	23 1/8	587.4
1254	1 11/16	42.8	23 1/8	587.4
1256	1 3/4	44.4	25 1/8	638.2
1258	1 13/16	46.0	25 7/64	637.8
1260	1 7/8	47.6	28	711.2
1264	2	50.8	28	711.2

* 6 pt

SUPER DRIVE

1200FC

120080

FULL POLISHED COMBINATION WRENCH SETS, 12-POINT

1200F

1200I

1200F — 15-PIECE SET

SAE COMBINATION WRENCHES, IN POUCH — • W/O UGS

CODE	OPENING DIMENSIONS in.	OPENING DIMENSIONS mm	LENGTH in.	LENGTH mm
•1210	5/16	7.9	5 9/16	141.3
1212	3/8	9.5	6	152.4
1214	7/16	11.1	6 1/2	165.1
1216	1/2	12.7	7	177.8
1218	9/16	14.2	7 1/2	190.5
1220	5/8	15.8	8 1/8	206.4
1222	11/16	17.4	8 15/16	227.0
1224	3/4	19.0	9 13/16	249.2
1226	13/16	20.6	10 11/16	271.5
1228	7/8	22.2	11 9/16	293.7
1230	15/16	23.8	12 7/16	315.9
1232	1	25.4	13 5/16	338.1
1234	1 1/16	26.9	14 13/64	358.7
1236	1 1/8	28.5	15 15/32	392.9
1240	1 1/4	31.7	16 7/8	428.6
E104	Pouch			

SUPER DRIVE

1200D — 14-PIECE SET

SAE COMBINATION WRENCHES, IN POUCH — • W/O UGS

CODE	OPENING DIMENSIONS in.	OPENING DIMENSIONS mm	LENGTH in.	LENGTH mm
*•1208	1/4	6.3	5	127.0
•1210	5/16	7.9	5 9/16	141.3
1212	3/8	9.5	6	152.4
1214	7/16	11.1	6 1/2	165.1
1216	1/2	12.7	7	177.8
1218	9/16	14.2	7 1/2	190.5
1220	5/8	15.8	8 1/8	206.4
1222	11/16	17.4	8 15/16	227.0
1224	3/4	19.0	9 13/16	249.2
1226	13/16	20.6	10 11/16	271.5
1228	7/8	22.2	11 9/16	293.7
1230	15/16	23.8	12 7/16	315.9
1232	1	25.4	13 5/16	338.1
1234	1 1/16	26.9	14 13/64	360.8
E103	Pouch			

* 6 pt

SUPER DRIVE

1200I — 11-PIECE SET

SAE COMBINATION WRENCHES, IN RACK — • W/O UGS

CODE	OPENING DIMENSIONS in.	OPENING DIMENSIONS mm	LENGTH in.	LENGTH mm
*•1208	1/4	6.3	5	127.0
•1210	5/16	7.9	5 9/16	141.3
1212	3/8	9.5	6	152.4
1214	7/16	11.1	6 1/2	165.1
1216	1/2	12.7	7	177.8
1218	9/16	14.2	7 1/2	190.5
1220	5/8	15.8	8 1/8	206.4
1222	11/16	17.4	8 15/16	227.0
1224	3/4	19.0	9 13/16	249.2
1226	13/16	20.6	10 11/16	271.5
1228	7/8	22.2	11 9/16	293.7
Rack				

* 6 pt

SUPER DRIVE

FULL POLISHED COMBINATION WRENCH SETS, 12-POINT

1200G

12009S

1200H

1200G — 10-PIECE SET

SAE COMBINATION WRENCHES, IN POUCH — UGS

CODE	OPENING DIMENSIONS in.	OPENING DIMENSIONS mm	LENGTH in.	LENGTH mm
1214	7/16	11.1	6 1/2	165.1
1216	1/2	12.7	7	177.8
1218	9/16	14.2	7 1/2	190.5
1220	5/8	15.8	8 1/8	206.4
1222	11/16	17.4	8 15/16	227.0
1224	3/4	19.0	9 13/16	249.2
1226	13/16	20.6	10 11/16	271.5
1228	7/8	22.2	11 9/16	293.7
1230	15/16	23.8	12 7/16	315.9
1232	1	25.4	13 5/16	338.1
E112	Pouch			

SUPER DRIVE

12009S — 9-PIECE SET

SAE COMBINATION WRENCHES, IN RACK — • W/O UGS

CODE	OPENING DIMENSIONS in.	OPENING DIMENSIONS mm	LENGTH in.	LENGTH mm
*•1208	1/4	6.3	5	127.0
•1210	5/16	7.9	5 9/16	141.3
1212	3/8	9.5	6	152.4
1214	7/16	11.1	6 1/2	165.1
1216	1/2	12.7	7	177.8
1218	9/16	14.2	7 1/2	190.5
1220	5/8	15.8	8 1/8	206.4
1222	11/16	17.4	8 15/16	227.0
1224	3/4	19.0	9 13/16	249.2
Rack				

* 6 pt

SUPER DRIVE

1200H — 7-PIECE SET

SAE COMBINATION WRENCHES, IN POUCH — UGS

CODE	OPENING DIMENSIONS in.	OPENING DIMENSIONS mm	LENGTH in.	LENGTH mm
1212	3/8	9.5	6	152.4
1214	7/16	11.1	6 1/2	165.1
1216	1/2	12.7	7	177.8
1218	9/16	14.2	7 1/2	190.5
1220	5/8	15.8	8 1/8	206.4
1222	11/16	17.4	8 15/16	227.0
1224	3/4	19.0	9 13/16	249.2
E111	Pouch			

SUPER DRIVE

12-POINT FULL POLISHED, COMBINATION WRENCHES

Combination wrenches feature two same-size openings; the open-end allows you to quickly apply low torque and the box-end allows you to apply final and greater torque.

The wrench's open-end is faster. The opening angle allows two actionable positions, reducing the recovery angle to 15°.

The openings are machined to precision for a perfect fit with nuts and bolts.

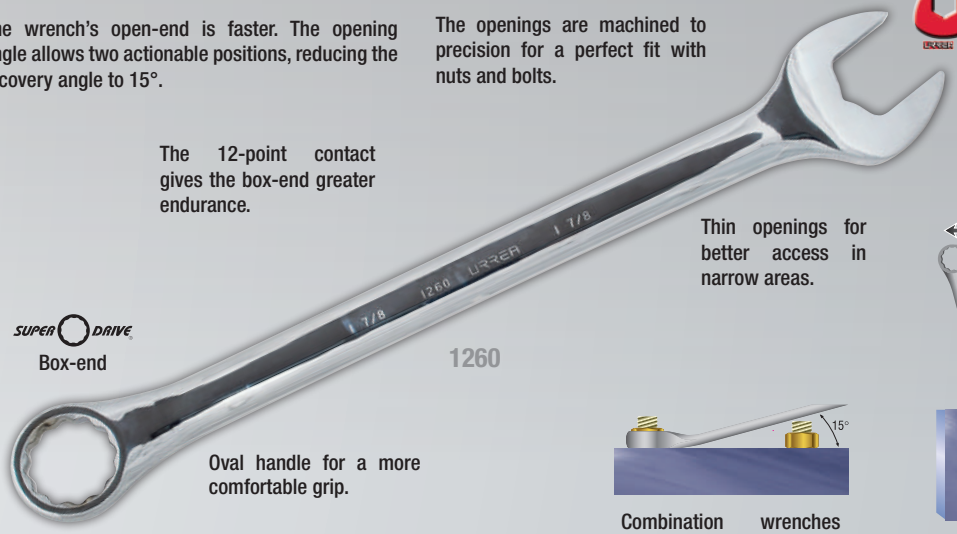



12 points allow a 30° recovery angle, allowing you to work faster.

The 12-point contact gives the box-end greater endurance.

Thin openings for better access in narrow areas.

SUPER DRIVE
Box-end

1260

Oval handle for a more comfortable grip.

Combination wrenches designed to perform well in hard to reach areas.

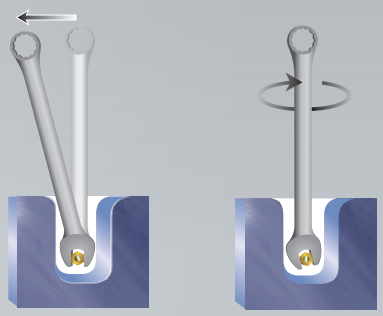

15° recovery angle on the open-end allows you to work faster.

W/O UGS — SAE 12-POINT COMBINATION WRENCHES — SUPER DRIVE

CODE	OPENING DIMENSIONS		B.	C	D	C1	D1	LENGTH				TORSION ENDURANCE ASME B107-100 LB-IN	
	in.	mm	in.	in.	in.	in.	in.	in.	mm	gm.	lb.	open-end	box-end
*•1208	1/4	6.3	19/64	39/64	13/64	27/64	15/64	5	127.0	23	0.05	67	220
•1210	5/16	7.9	3/8	45/64	13/64	35/64	17/64	5 9/16	141.3	32	0.07	138	275
1212	3/8	9.5	1/2	51/64	15/64	19/32	5/16	6	152.4	51	0.11	275	605
1214	7/16	11.1	1/2	15/16	1/4	11/16	21/64	6 9/16	166.7	65	0.14	413	715
1216	1/2	12.7	19/32	1 3/32	17/64	25/32	11/32	7	177.8	72	0.15	550	1020
1218	9/16	14.2	11/16	1 13/64	9/32	7/8	23/64	7 9/16	192.1	98	0.21	770	1500
1220	5/8	15.8	49/64	1 21/64	19/64	15/16	25/64	8 1/16	204.8	125	0.27	1100	2200
1222	11/16	17.4	13/16	1 29/64	21/64	1 1/32	27/64	8 7/8	225.4	155	0.34	1375	2640
1224	3/4	19.0	57/64	1 37/64	21/64	1 7/64	29/64	9 11/16	246.1	170	0.37	1650	2860
1226	13/16	20.6	61/64	1 11/16	3/8	1 13/16	31/64	10 5/8	269.9	205	0.45	2200	3300
1228	7/8	22.2	1 1/32	1 51/64	3/8	1 5/16	33/64	11 1/2	292.1	285	0.62	2475	3630
1230	15/16	23.8	1 7/64	1 29/32	13/32	1 25/64	33/64	12 5/16	312.7	320	0.70	3025	4510
1232	1	25.4	1 3/16	2 1/64	7/16	1 1/2	37/64	13 3/8	339.7	430	0.94	3575	5390
1234	1 1/16	26.9	1 17/64	2 9/64	29/64	1 5/8	39/64	14 1/8	358.8	505	1.11	3850	5940
1236	1 1/8	28.5	1 11/32	2 17/64	15/32	1 11/16	41/64	15 9/16	395.3	730	1.60	4400	6430
1238	1 3/16	30.1	1 11/32	2 17/64	15/32	1 5/32	41/64	15 9/16	395.3	730	1.60	9062.4	12142.2
1240	1 1/4	31.7	1 31/64	2 33/64	33/64	1 7/8	45/64	16 3/4	425.5	770	1.69	5775	7920
1242	1 5/16	33.3	1 33/64	2 41/64	33/64	1 15/16	3/4	17 9/16	446.1	1050	2.31	6600	8400
1244	1 3/8	34.9	1 41/64	2 49/64	9/16	2 3/4	25/32	18 7/16	468.3	1200	2.64	7425	8970
1246	1 7/16	36.5	1 23/32	2 7/8	9/16	2 9/64	13/16	19 1/8	485.8	1320	2.91	8250	9240
1248	1 1/2	38.1	1 47/64	2 1/64	9/16	2 11/64	51/64	20 1/8	511.2	1600	3.52	8500	10365
1250	1 9/16	39.6	1 61/64	3 19/64	41/64	2 25/64	57/64	22 7/8	581.0	2230	4.91	9000	11495
1252	1 5/8	41.2	2	3 3/8	11/16	2 7/16	7/8	22 7/8	581.0	2230	4.91	9000	12800
1254	1 11/16	42.8	2	3 3/8	11/16	2 7/16	15/16	22 7/8	581.0	2230	4.91	10500	13570
1256	1 3/4	44.4	2 5/32	3 5/8	11/16	2 11/16	15/16	24 3/4	628.7	2680	5.90	11100	14300
1258	1 13/16	46.0	2 5/32	3 5/8	45/64	2 21/32	31/32	24 3/4	628.7	2680	5.90	11750	15100
1260	1 7/8	47.6	2 1/8	4	7/8	2 15/16	1 7/32	25 3/8	644.5	3260	7.18	12400	15900
1264	2	50.8	2 1/4	4	7/8	3	1 7/32	25 3/8	644.5	3260	7.18	13650	17400

*** 6 pt**

STANDARDS: FEDERAL GGG-W-636 ASME B107-100 SAE A S954

FULL POLISHED 12-POINT METRIC COMBINATION WRENCH SET

1200QM

120070M

1200QM — 26-PIECE SET

METRIC COMBINATION WRENCHES, IN POUCH • W/O UGS

CODE	OPENING DIMENSIONS mm	LENGTH in.	LENGTH mm
*•1206M	6	5 1/16"	128.5
*•1207M	7	5 1/16"	128.5
•1208M	8	5 9/16"	141.5
1209M	9	6 1/16"	153.8
1210M	10	6 9/16"	166.5
1211M	11	6 9/16"	166.5
1212M	12	7 1/16"	179.1
1213M	13	7 1/16"	179.1
1214M	14	7 9/16"	191.8
1215M	15	7 9/16"	191.8
1216M	16	8 2/16"	206.7
1217M	17	8 15/16"	227.3
1218M	18	8 15/16"	227.3
1219M	19	9 13/16"	249.2
1220M	20	10 11/16"	272.2
1221M	21	10 11/16"	272.2
1222M	22	11 9/16"	293.9
1223M	23	11 9/16"	293.9
1224M	24	12 7/16"	316.0
1225M	25	12 7/16"	316.0
1226M	26	13 5/16"	338.4
1227M	27	14 3/16"	360.8
1228M	28	15 8/16"	393.2
1229M	29	15 8/16"	393.2
1230M	30	15 8/16"	393.2
1232M	32	16 14/16"	428.0
E512	Pouch		

mm mm

* 6 pt

SUPER DRIVE

120070M — 19-PIECE SET

METRIC COMBINATION WRENCHES UGS

CODE	OPENING DIMENSIONS mm	LENGTH in.	LENGTH mm
1222M	22	11 9/16"	293.9
1223M	23	11 9/16"	293.9
1224M	24	12 7/16"	316.0
1225M	25	12 7/16"	316.0
1226M	26	13 5/16"	338.4
1227M	27	14 3/16"	360.8
1228M	28	15 8/16"	393.2
1229M	29	15 8/16"	393.2
1230M	30	15 8/16"	393.2
1232M	32	16 14/16"	428.0
1233M	33	17 11/16"	450.0
1234M	34	17 11/16"	450.0
1236M	36	18 10/16"	472.5
1237M	37	19 7/16"	493.9
1238M	38	20 6/16"	517.3
1241M	41	23 2/16"	586.9
1242M	42	23 2/16"	586.9
1246M	46	28"	711.2
1250M	50	28"	711.2

mm mm

SUPER DRIVE

FULL POLISHED, 12-POINT METRIC COMBINATION WRENCH SETS

1200FM

1200IM

1200FM — 15-PIECE SET

METRIC COMBINATION WRENCHES, IN POUCH • W/O UGS

CODE	OPENING DIMENSIONS mm	LENGTH in.	LENGTH mm
*•1207M	7	5 1/16"	128.5
•1208M	8	5 9/16"	141.5
1209M	9	6 1/16"	153.8
1210M	10	6 9/16"	166.5
1211M	11	6 9/16"	166.5
1212M	12	7 1/16"	179.1
1213M	13	7 1/16"	179.1
1214M	14	7 9/16"	191.8
1215M	15	7 9/16"	191.8
1216M	16	8 2/16"	206.7
1217M	17	8 15/16"	227.3
1218M	18	8 15/16"	227.3
1219M	19	9 13/16"	249.2
1220M	20	10 11/16"	272.2
1221M	21	10 11/16"	272.2
E104	Pouch		

mm mm

* 6 pt

SUPER DRIVE

1200IM — 11-PIECE SET

METRIC COMBINATION WRENCHES, IN RACK • W/O UGS

CODE	OPENING DIMENSIONS mm	LENGTH in.	LENGTH mm
*•1206M	6	5 1/16"	128.5
*•1207M	7	5 1/16"	128.5
1208M	8	5 9/16"	141.5
1209M	9	6 1/16"	153.8
1210M	10	6 9/16"	166.5
1211M	11	6 9/16"	166.5
1212M	12	7 1/16"	179.1
1213M	13	7 1/16"	179.1
1214M	14	7 9/16"	191.8
1217M	17	8 15/16"	227.3
1219M	19	9 13/16"	249.2
Rack			

mm mm

* 6 pt

SUPER DRIVE

FULL POLISHED, 12-POINT METRIC COMBINATION WRENCH SETS

1200KM

12009M

1200HM

1200KM — 10-PIECE SET

METRIC COMBINATION WRENCHES, IN POUCH — UGS

CODE	OPENING DIMENSIONS mm	LENGTH in.	LENGTH mm
1210M	10	6 9/16"	166.5
1211M	11	6 9/16"	166.5
1212M	12	7 1/16"	179.1
1213M	13	7 1/16"	179.1
1214M	14	7 9/16"	191.8
1215M	15	7 9/16"	191.8
1216M	16	8 2/16"	206.7
1217M	17	8 15/16"	227.3
1218M	18	8 15/16"	227.3
1219M	19	9 13/16"	249.2
E112	Pouch		

SUPER DRIVE

12009M — 9-PIECE SET

METRIC COMBINATION WRENCHES, IN RACK • W/O — UGS

CODE	OPENING DIMENSIONS mm	LENGTH in.	LENGTH mm
•1208M	8	5 9/16"	141.5
1210M	10	6 9/16"	166.5
1212M	12	7 1/16"	179.1
1213M	13	7 1/16"	179.1
1214M	14	7 9/16"	191.8
1215M	15	7 9/16"	191.8
1217M	17	8 15/16"	227.3
1219M	19	9 13/16"	249.2
1221M	21	10 11/16"	272.2
Rack			

SUPER DRIVE

1200HM — 9-PIECE SET

METRIC COMBINATION WRENCHES, IN POUCH • W/O — UGS

CODE	OPENING DIMENSIONS mm	LENGTH in.	LENGTH mm
*•1207M	7	5 1/16"	128.5
•1208M	8	5 9/16"	141.5
1209M	9	6 1/16"	153.8
1210M	10	6 9/16"	166.5
1211M	11	6 9/16"	166.5
1212M	12	7 1/16"	179.1
1213M	13	7 1/16"	179.1
1214M	14	7 9/16"	191.8
1215M	15	7 9/16"	191.8
E114	Pouch		

* 6 pt

SUPER DRIVE

METRIC FULL POLISHED, 12-POINT COMBINATION WRENCHES

UGS

Thin openings for better access in narrow areas.

Oval handle for a more comfortable grip.



The openings are machined to precision for a perfect fit with nuts and bolts.

SUPER DRIVE
Box-end

Available in SAE and metric to fit a great variety of nuts and bolts.

mm • W/O UGS — METRIC 12-POINT COMBINATION WRENCHES — SUPER DRIVE mm

CODE	OPENING DIMENSIONS	B	C	D	C1	D1	LENGTH				TORSION ENDURANCE ASME B107-100 LB-IN	
	mm	mm	mm	mm	mm	mm	in.	mm	gm.	lb.	open-end	box-end
*•1206M	6	7.54	15.4	4.9	10.54	5.7	5	127.0	23	0.05	61.9	177.0
*•1207M	7	7.54	15.4	4.9	10.54	5.7	5	127.0	23	0.05	70.8	238.9
•1208M	8	9.52	17.7	5.1	13.72	6.5	5 9/16	141.3	32	0.07	132.7	265.5
1209M	9	11.12	20.5	5.8	15.11	7.7	6	152.4	51	0.11	185.8	354
1210M	10	11.12	23.7	6.5	17.53	8.1	6 9/16	166.7	65	0.14	274.3	628.3
1211M	11	13.11	23.7	6.5	17.53	8.1	6 9/16	166.7	65	0.14	407.1	708.0
1212M	12	15.08	26.5	6.9	19.86	8.5	7	177.8	72	0.15	433.6	805.3
1213M	13	15.08	26.5	6.9	19.86	8.5	7	177.8	72	0.15	548.7	1017.7
1214M	14	17.07	30.4	7.2	22.22	8.9	7 9/16	192.1	98	0.21	761.1	1398.3
1215M	15	17.07	30.4	7.2	22.22	8.9	7 9/16	192.1	98	0.21	920.4	1770.0
1216M	16	19.05	33.6	7.8	24.54	10.0	8 1/16	204.8	125	0.27	1097.4	2194.8
1217M	17	20.65	36.8	8.3	26.42	10.8	8 7/8	225.4	155	0.34	1230.1	2362.9
1218M	18	20.65	36.8	8.3	26.42	10.8	8 7/8	225.4	155	0.34	1371.1	2690.4
1219M	19	22.63	40.0	8.4	28.19	11.6	9 11/16	246.1	170	0.37	1646.1	2858.5
1220M	20	24.61	42.7	9.4	30.73	12.3	10 5/8	269.9	205	0.45	1920.4	3070.9
1221M	21	24.61	42.7	9.4	30.73	12.3	10 5/8	269.9	205	0.45	2194.8	3292.2
1222M	22	26.19	45.5	9.9	33.53	13.1	11 1/2	292.1	285	0.62	2469.1	3610.8
1223M	23	26.19	45.5	9.9	33.53	13.1	11 1/2	292.1	285	0.62	2743.5	4027.0
1224M	24	28.17	48.3	10.4	35.56	13.8	12 5/16	312.7	320	0.70	3017.8	4504.6
1225M	25	28.17	48.3	10.4	35.56	13.8	12 5/16	312.7	320	0.70	3292.2	4947.1
1226M	26	30.18	51.1	10.9	38.35	14.6	13 3/8	339.7	430	0.94	3566.5	5380.8
1227M	27	32.16	54.3	11.6	41.15	15.4	14 1/8	358.8	505	1.11	3823.2	5938.3
1228M	28	34.14	57.4	12.1	43.15	16.1	15 9/16	395.3	730	1.60	4398.4	62.83.5
1229M	29	34.14	57.4	12.1	43.15	16.1	15 9/16	395.3	730	1.60	4548.9	6637.5
1230M	30	34.14	57.4	12.1	43.15	16.1	15 9/16	395.3	730	1.60	5044.0	7036.0
1232M	32	38.28	63.8	13.1	47.75	17.7	16 3/4	425.5	770	1.69	5752.2	8009.0
1233M	33	39.67	67.0	13.8	49.53	18.9	17 9/16	446.1	1,050	2.31	6195.0	8407.5
1234M	34	39.67	67.0	13.8	49.53	18.9	17 9/16	446.1	1,050	2.31	6593.2	8796.9
1236M	36	41.68	70.1	14.1	51.82	19.7	18 7/16	468.3	1,200	2.64	7911.9	10310.2
1237M	37	41.68	73.3	14.7	54.36	20.5	19 1/8	485.8	1,320	2.91	8487.1	11226.2
1238M	38	43.66	76.5	15.4	55.63	21.3	20 1/8	511.2	1,600	3.52	9062.4	12142.2
1241M	41	46.33	86.0	16.9	61.39	23.0	22 7/8	581.0	2,230	4.91	10212.9	13974.1
1242M	42	46.33	86.0	16.9	61.39	23.0	22 7/8	581.0	2,230	4.91	10874.4	15053.8
1246M	46	49.60	101.6	21.6	76.20	31.0	24 3/4	628.7	2,680	5.90	12859	18292.9
1250M	50	53.56	101.6	21.6	76.20	31.0	25 3/8	644.5	3,260	7.18	15186.6	22231.2
1251M	51	57.15	101.6	21.6	76.20	31.0	25 3/8	644.5	3,260	7.18	N/A	N/A

*** 6 pt**

STANDARDS: FEDERAL GGG-W-636 ASME B107-100 SAE A S954

12-POINT SATIN FINISH COMBINATION WRENCHES

- There are combination wrenches featuring two same-size openings; the open-end allows you to quickly apply low torque and the box-end allows you to apply final and greater torque.

1232A

UGS GRIP SYSTEM

The openings are machined to precision for a perfect fit with nuts and bolts.

SUPER DRIVE
Box-end

The 12-point contact gives the box-end greater endurance.



1200FA

1200FA

15-PIECE SET

SAE 12-POINT SATIN FINISH COMBINATION WRENCHES, IN POUCH

UGS

CODE	OPENING DIMENSIONS in.	OPENING DIMENSIONS mm	LENGTH in.	LENGTH mm
1210A	5/16	7.9	5 9/16	141.3
1212A	3/8	9.5	6	152.4
1214A	7/16	11.1	6 1/2	165.1
1216A	1/2	12.7	7	177.8
1218A	9/16	14.2	7 1/2	190.5

CODE	OPENING DIMENSIONS in.	OPENING DIMENSIONS mm	LENGTH in.	LENGTH mm
1220A	5/8	15.8	8 1/8	206.4
1222A	11/16	17.4	8 15/16	227.0
1224A	3/4	19.0	9 13/16	249.2
1226A	13/16	20.6	10 11/16	271.5
1228A	7/8	22.2	11 9/16	293.7

CODE	OPENING DIMENSIONS in.	OPENING DIMENSIONS mm	LENGTH in.	LENGTH mm
1230A	15/16	23.8	12 7/16	315.9
1232A	1	25.4	13 5/16	338.1
1234A	1 1/16	26.9	14 13/64	360.8
1236A	1 1/8	28.5	15 15/32	392.9
1240A	1 1/4	31.7	16 7/8	428.6
E104	Pouch			

SUPER DRIVE

12-POINT SATIN COMBINATION WRENCHES

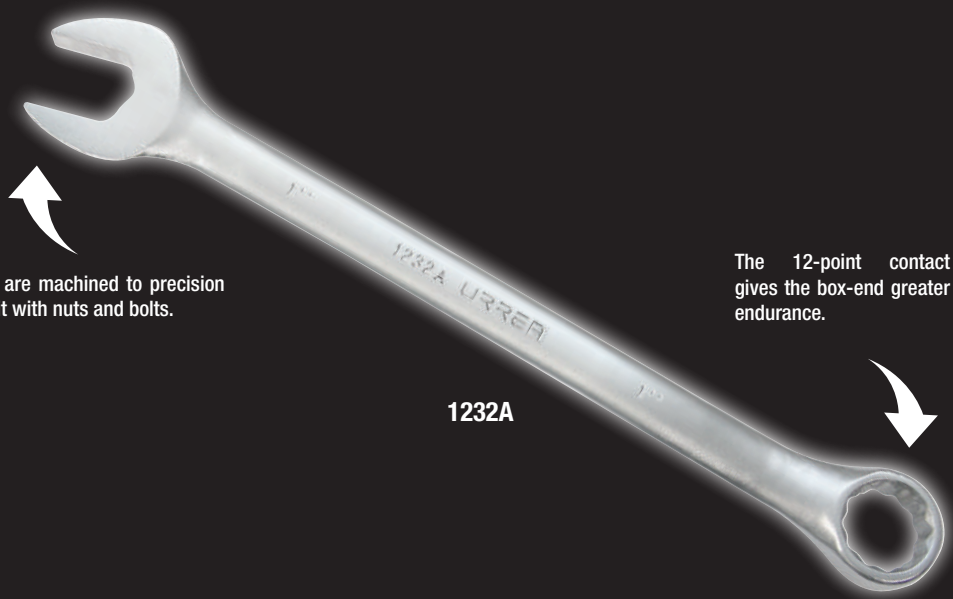

The openings are machined to precision for a perfect fit with nuts and bolts.

The 12-point contact gives the box-end greater endurance.

1232A

SUPER DRIVE Box-end

W/O UGS — SAE 12-POINT SATIN FINISH COMBINATION WRENCHES — SUPER DRIVE

CODE	OPENING DIMENSIONS		B.	C	D	C1	D1	LENGTH				TORSION ENDURANCE ASME B107-100 LB-IN	
	in.	mm	in.	in.	in.	in.	in.	in.	mm	gm.	lb.	open-end	box-end
*•1208A	1/4	6.3	19/64	39/64	13/64	27/64	15/64	5	127.0	23	0.05	67	220
•1210A	5/16	7.9	3/8	45/64	13/64	35/64	17/64	5 9/16	141.3	32	0.07	138	275
1212A	3/8	9.5	1/2	51/64	15/64	19/32	5/16	6	152.4	51	0.11	275	605
1214A	7/16	11.1	1/2	15/16	1/4	11/16	21/64	6 9/16	166.7	65	0.14	413	715
1216A	1/2	12.7	19/32	1 3/32	17/64	25/32	11/32	7	177.8	72	0.15	550	1020
1218A	9/16	14.2	11/16	1 13/64	9/32	7/8	23/64	7 9/16	192.1	98	0.21	770	1500
1220A	5/8	15.8	49/64	1 21/64	19/64	15/16	25/64	8 1/16	204.8	125	0.27	1100	2200
1222A	11/16	17.4	13/16	1 29/64	21/64	1 1/32	27/64	8 7/8	225.4	155	0.34	1375	2640
1224A	3/4	19.0	57/64	1 37/64	21/64	1 7/64	29/64	9 11/16	246.1	170	0.37	1650	2860
1226A	13/16	20.6	61/64	1 11/16	3/8	1 13/16	31/64	10 5/8	269.9	205	0.45	2200	3300
1228A	7/8	22.2	1 1/32	1 51/64	3/8	1 5/16	33/64	11 1/2	292.1	285	0.62	2475	3630
1230A	15/16	23.8	1 7/64	1 29/32	13/32	1 25/64	33/64	12 5/16	312.7	320	0.70	3025	4510
1232A	1	25.4	1 3/16	2 1/64	7/16	1 1/2	37/64	13 3/8	339.7	430	0.94	3575	5390
1234A	1 1/16	26.9	1 17/64	2 9/64	29/64	1 5/8	39/64	14 1/8	358.8	505	1.11	3850	5940
1236A	1 1/8	28.5	1 11/32	2 17/64	15/32	1 11/16	41/64	15 9/16	395.3	730	1.60	4400	6430
1238A	1 3/16	30.1	1 31/64	2 33/64	33/64	1 7/8	45/64	15 9/16	395.3	730	1.60	5775	7920
1240A	1 1/4	31.7	1 33/64	2 41/64	33/64	1 15/16	3/4	16 3/4	425.5	770	1.69	6600	8400
1242A	1 5/16	33.3	1 41/64	2 49/64	9/16	2 3/4	25/32	17 9/16	446.1	1050	2.31	7425	8970
1244A	1 3/8	34.9	1 23/32	2 7/8	9/16	2 9/64	13/16	18 7/16	468.3	1200	2.64	8250	9240
1246A	1 7/16	36.5	1 47/64	2 1/64	9/16	2 11/64	51/64	19 1/8	485.8	1320	2.91	8500	10365
1248A	1 1/2	38.1	1 61/64	3 19/64	41/64	2 25/64	57/64	20 1/8	511.2	1600	3.52	9000	11495
1250A	1 9/16	39.6	2	3 3/8	11/16	2 7/16	7/8	22 7/8	581.0	2230	4.91	9000	12800
1252A	1 5/8	41.2	2	3 3/8	11/16	2 7/16	15/16	22 7/8	581.0	2230	4.91	10500	13570
1254A	1 11/16	42.8	2 5/32	3 5/8	11/16	2 11/16	15/16	22 7/8	581.0	2230	4.91	11100	14300
1256A	1 3/4	44.4	2 5/32	3 5/8	45/64	2 21/32	31/32	24 3/4	628.7	2680	5.90	11750	15100
1258A	1 13/16	46.0	2 1/8	4	7/8	2 15/16	1 7/32	24 3/4	628.7	2680	5.90	12400	15900
1260A	1 7/8	47.6	2 1/4	4	7/8	3	1 7/32	25 3/8	644.5	3260	7.18	13650	17400
1264A	2	50.8	2 1/4	4 1/2	1	3	1 7/32	25 3/8	644.5	3260	7.18	13650	17400

* 6 pt

STANDARDS: FEDERAL GGG-W-636 ASME B107-100 SAE A S954

12-POINT METRIC SATIN COMBINATION WRENCHES

1200FMA

1200FMA

15-PIECE SET

METRIC 12-POINT SATIN FINISH COMBINATION WRENCHES, IN POUCH

• W/O UGS

CODE	OPENING DIMENSIONS mm	LENGTH in.	LENGTH mm	CODE	OPENING DIMENSIONS mm	LENGTH in.	LENGTH mm	CODE	OPENING DIMENSIONS mm	LENGTH in.	LENGTH mm
*•1207MA	7	5 1/16	128.5	1213MA	13	7 1/16	179.1	1219MA	19	9 13/16	249.2
•1208MA	8	5 9/16	141.5	1214MA	14	7 9/16	191.8	1220MA	20	10 11/16	272.2
1209MA	9	6 1/16	153.8	1215MA	15	7 9/16	191.8	1221MA	21	10 11/16	272.2
1210MA	10	6 9/16	166.5	1216MA	16	8 2/16	206.7	E104	Pouch		
1211MA	11	6 9/16	166.5	1217MA	17	8 15/16	227.3				
1212MA	12	7 1/16	179.1	1218MA	18	8 15/16	227.3				

mm

* 6 pt

SUPER DRIVE

12-POINT METRIC SATIN COMBINATION WRENCHES



1218MA

SUPER DRIVE
Box-end

The openings are machined to precision for a perfect fit with nuts and bolts.

The 12-point contact gives the box-end greater endurance.

mm • W/O UGS METRIC 12-POINT SATIN COMBINATION WRENCHES SUPER DRIVE mm

CODE	OPENING DIMENSIONS	B	C	D	C1	D1	LENGTH				TORSION ENDURANCE ASME B107-100 LB-IN	
	mm	mm	mm	mm	mm	mm	in.	mm	gm.	lb.	open-end	box-end
*•1207MA	7	7.54	15.4	4.9	10.54	5.7	5	127.0	23	0.05	70.8	238.9
*•1208MA	8	9.52	15.4	5.1	13.72	6.5	5 9/16	141.3	32	0.07	132.7	265.5
1209MA	9	11.12	17.7	5.8	15.11	7.7	6	152.4	51	0.11	185.8	354
1210MA	10	11.12	20.5	6.5	17.53	8.1	6 9/16	166.7	65	0.14	274.3	628.3
1211MA	11	13.11	23.7	6.5	17.53	8.1	6 9/16	166.7	65	0.14	407.1	708.0
1212MA	12	15.08	23.7	6.9	19.86	8.5	7	177.8	72	0.15	433.6	805.3
1213MA	13	15.08	26.5	6.9	19.86	8.5	7	177.8	72	0.15	548.7	1017.7
1214MA	14	17.07	26.5	7.2	22.22	8.9	7 9/16	192.1	98	0.21	761.1	1398.3
1215MA	15	17.07	30.4	7.2	22.22	8.9	7 9/16	192.1	98	0.21	920.4	1770.0
1216MA	16	19.05	30.4	7.8	24.54	10.0	8 1/16	204.8	125	0.27	1097.4	2194.8
1217MA	17	20.65	33.6	8.3	26.42	10.8	8 7/8	225.4	155	0.34	1230.1	2362.9
1218MA	18	20.65	36.8	8.3	26.42	10.8	8 7/8	225.4	155	0.34	1371.1	2690.4
1219MA	19	22.63	40.0	8.4	28.19	11.6	9 11/16	246.1	170	0.37	1646.1	2858.5
1220MA	20	24.61	42.7	9.4	30.73	12.3	10 5/8	269.9	205	0.45	1920.4	3070.9
1221MA	21	24.61	42.7	9.4	30.73	12.3	10 5/8	269.9	205	0.45	2194.8	3292.2
1222MA	22	26.19	45.5	9.9	33.53	13.1	11 1/2	292.1	285	0.62	2469.1	3610.8
1223MA	23	26.19	45.5	9.9	33.53	13.1	11 1/2	292.1	285	0.62	2743.5	4027.0
1224MA	24	28.17	48.3	10.4	35.56	13.8	12 5/16	312.7	320	0.70	3017.8	4504.6
1225MA	25	28.17	48.3	10.4	35.56	13.8	12 5/16	312.7	320	0.70	3292.2	4947.1
1226MA	26	30.18	51.1	10.9	38.35	14.6	13 3/8	339.7	430	0.94	3566.5	5380.8
1227MA	27	32.16	54.3	11.6	41.15	15.4	14 1/8	358.8	505	1.11	3823.2	5938.3
1228MA	28	34.14	57.4	12.1	43.15	16.1	15 9/16	395.3	730	1.60	4398.4	62.83.5
1229MA	29	34.14	57.4	12.1	43.15	16.1	15 9/16	395.3	730	1.60	4548.9	6637.5
1230MA	30	34.14	57.4	12.1	43.15	16.1	15 9/16	395.3	730	1.60	5044.0	7036.0
1232MA	32	38.28	63.8	13.1	47.75	17.7	16 3/4	425.5	770	1.69	5752.2	8009.0
1233MA	33	39.67	67.0	13.8	49.53	18.9	17 9/16	446.1	1,050	2.31	6195.0	8407.5
1234MA	34	39.67	67.0	13.8	49.53	18.9	17 9/16	446.1	1,050	2.31	6593.2	8796.9
1236MA	36	41.68	70.1	14.1	51.82	19.7	18 7/16	468.3	1,200	2.64	7911.9	10310.2
1237MA	37	41.68	73.3	14.7	54.36	20.5	19 1/8	485.8	1,320	2.91	8487.1	11226.2
1238MA	38	43.66	76.5	15.4	55.63	21.3	20 1/8	511.2	1,600	3.52	9062.4	12142.2
1241MA	41	46.33	86.0	16.9	61.39	23.0	22 7/8	581.0	2,230	4.91	10212.9	13974.1
1242MA	42	46.33	86.0	16.9	61.39	23.0	22 7/8	581.0	2,230	4.91	10874.4	15053.8
1246MA	46	49.60	101.6	21.6	76.20	31.0	24 3/4	628.7	2,680	5.90	12859	18292.9
1250MA	50	53.56	101.6	21.6	76.20	31.0	25 3/8	644.5	3,260	7.18	15186.6	22231.2
1251MA	51	57.15	101.6	21.6	76.20	31.0	25 3/8	644.5	3,260	7.18	N/A	N/A

*** 6 pt**

STANDARDS: FEDERAL GGG-W-636 ASME B107-100 SAE A S954

6-POINT, FULL POLISHED COMBINATION WRENCHES

- There are combination wrenches featuring two same-size openings; the open-end allows you to quickly apply low torque and the box-end allows you to apply final torque with greater torsion.

The openings are machined to precision for a perfect fit with nuts and bolts.

Thin open-end for better access in narrow areas.

SUPER DRIVE
Box-end

1222H

Oval handle for a more comfortable grip.

UGS GRIP SYSTEM

1200DH — 13-PIECE SET

SAE 6-POINT COMBINATION WRENCHES • W/O UGS

CODE	OPENING DIMENSIONS in.	OPENING DIMENSIONS mm	LENGTH in.	LENGTH mm
•1208H	1/4	6.3	5	127.0
•1210H	5/16	7.9	5 9/16	141.3
1212H	3/8	9.5	6	152.4
1214H	7/16	11.1	6 1/2	165.1
1216H	1/2	12.7	7	177.8
1218H	9/16	14.2	7 1/2	190.5
1220H	5/8	15.8	8 1/8	206.4
1222H	11/16	17.4	8 15/16	227.0
1224H	3/4	19.0	9 13/16	249.2
1226H	13/16	20.6	10 11/16	271.5
1228H	7/8	22.2	11 9/16	293.7
1230H	15/16	23.8	12 7/16	315.9
1232H	1	25.4	13 5/16	338.1
E103	Pouch		SUPER DRIVE	

1200DH

SAE 6-POINT COMBINATION WRENCHES

• W/O UGS — SUPER DRIVE

CODE	OPENING DIMENSIONS in.	OPENING DIMENSIONS mm	B. in.	C in.	D in.	C1 in.	D1 in.	LENGTH in.	LENGTH mm	gm.	lb.	TORSION ENDURANCE ASME B107-100 LB-IN open-end	TORSION ENDURANCE ASME B107-100 LB-IN box-end
•1208H	1/4	6.3	19/64	39/64	13/64	27/64	15/64	5	127.0	23	0.05	67	220
•1210H	5/16	7.9	3/8	45/64	13/64	35/64	17/64	5 9/16	141.3	32	0.07	138	275
1212H	3/8	9.5	1/2	51/64	15/64	19/32	5/16	6	152.4	51	0.11	275	605
1214H	7/16	11.1	1/2	15/16	1/4	11/16	21/64	6 9/16	166.7	65	0.14	413	715
1216H	1/2	12.7	19/32	1 3/32	17/64	25/32	11/32	7	177.8	72	0.15	550	1020
1218H	9/16	14.2	11/16	1 13/64	9/32	7/8	23/64	7 9/16	192.1	98	0.21	770	1500
1220H	5/8	15.8	49/64	1 21/64	19/64	15/16	25/64	8 1/16	204.8	125	0.27	1100	2200
1222H	11/16	17.4	13/16	1 29/64	21/64	1 1/32	27/64	8 7/8	225.4	155	0.34	1375	2640
1224H	3/4	19.0	57/64	1 37/64	21/64	1 7/64	29/64	9 11/16	246.1	170	0.37	1650	2860
1226H	13/16	20.6	61/64	1 11/16	3/8	1 13/16	31/64	10 5/8	269.9	205	0.45	2200	3300
1228H	7/8	22.2	1 1/32	1 51/64	3/8	1 5/16	33/64	11 1/2	292.1	285	0.62	2475	3630
1230H	15/16	23.8	1 7/64	1 29/32	13/32	1 25/64	33/64	12 5/16	312.7	320	0.70	3025	4510
1232H	1	25.4	1 3/16	2 1/64	7/16	1 1/2	37/64	13 3/8	339.7	430	0.94	3575	5390

STANDARDS: FEDERAL GGG-W-636 ASME B107-100 SAE A S954

METRIC 6-POINT, FULL POLISHED COMBINATION WRENCHES

The openings are machined to precision for a perfect fit with nuts and bolts.

Thin ends for better access in narrow areas.

1213MH

SUPER DRIVE Box-end

Oval handle for a more comfortable grip.

UGS

1200DHM

1200DHM

13-PIECE SET

METRIC 6-POINT COMBINATION WRENCHES

• W/O UGS

CODE	OPENING DIMENSIONS mm	LENGTH in.	LENGTH mm	CODE	OPENING DIMENSIONS mm	LENGTH in.	LENGTH mm
•1207MH	7	5 1/16	128.5	1214MH	14	7 9/16	191.8
•1208MH	8	5 9/16	141.5	1215MH	15	7 9/16	191.8
1209MH	9	6 1/16	153.8	1216MH	16	8 2/16	206.7
1210MH	10	6 9/16	166.5	1217MH	17	8 15/16	227.3
1211MH	11	6 9/16	166.5	1218MH	18	8 15/16	227.3
1212MH	12	7 1/16	179.1	1219MH	19	9 13/16	249.2
1213MH	13	7 1/16	179.1	E103	Pouch		

SUPER DRIVE

mm

W/O UGS

METRIC 6-POINT COMBINATION WRENCHES

SUPER DRIVE mm

CODE	OPENING DIMENSIONS mm	B. mm	C mm	D mm	C1 mm	D1 mm	LENGTH in.	LENGTH mm	gm.	lb.	TORSION ENDURANCE ASME B107-100 LB-IN open-end	TORSION ENDURANCE ASME B107-100 LB-IN box-end
•1206MH	6	7.54	15.4	4.9	10.54	5.7	5	127.0	23	0.05	61.9	177.0
•1207MH	7	7.54	15.4	4.9	10.54	5.7	5	127.0	23	0.05	70.8	238.9
•1208MH	8	9.52	17.7	5.1	13.72	6.5	5 9/16	141.3	32	0.07	132.7	265.5
1209MH	9	11.12	20.5	5.8	15.11	7.7	6	152.4	51	0.11	185.8	354
1210MH	10	11.12	23.7	6.5	17.53	8.1	6 9/16	166.7	65	0.14	274.3	628.3
1211MH	11	13.11	23.7	6.5	17.53	8.1	6 9/16	166.7	65	0.14	407.1	708.0
1212MH	12	15.08	26.5	6.9	19.86	8.5	7	177.8	72	0.15	433.6	805.3
1213MH	13	15.08	26.5	6.9	19.86	8.5	7	177.8	72	0.15	548.7	1017.7
1214MH	14	17.07	30.4	7.2	22.22	8.9	7 9/16	192.1	98	0.21	761.1	1398.3
1215MH	15	17.07	30.4	7.2	22.22	8.9	7 9/16	192.1	98	0.21	920.4	1770.0
1216MH	16	19.05	33.6	7.8	24.54	10.0	8 1/16	204.8	125	0.27	1097.4	2194.8
1217MH	17	20.65	36.8	8.3	26.42	10.8	8 7/8	225.4	155	0.34	1230.1	2362.9
1218MH	18	20.65	36.8	8.3	26.42	10.8	8 7/8	225.4	155	0.34	1371.1	2690.4
1219MH	19	22.63	40.0	8.4	28.19	11.6	9 11/16	246.1	170	0.37	1646.1	2858.5

STANDARDS: FEDERAL GGG-W-636 ASME B107-100 SAE A S954

12-POINT FULL POLISHED, SHORT COMBINATION WRENCHES

Modern machines are more efficient, perform better and feature technological characteristics exceeding the imagination, but they are also more compact, providing less space when the time comes to repair or maintain them. To tackle this, URREA presents its short combination wrench line.

To keep your wrenches together and in order we recommend using the different organization and storage options presented in chapter 2 of this catalog.

12-point box-end with 15° angle for comfortable handling.

Thin and compact end

1216T

The SUPER DRIVE box-end distributes the torque force applied around the entire nut head, thus avoiding corner deformations.

Machined and thermal-treated, exceeding international ASME/ANSI and SAE standards.

1200T9

1200T9 — 9-PIECE SET

SAE SHORT COMBINATION WRENCHES • W/O UGS

CODE	OPENING DIMENSIONS in.	OPENING DIMENSIONS mm	LENGTH in.	LENGTH mm
*•1208T	1/4	6.6	3	76.2
•1210T	5/16	7.9	3 1/4	82.5
1212T	3/8	9.5	4 3/16	106.3
1214T	7/16	11.1	5	127.0
1216T	1/2	12.7	5 1/4	133.3
1218T	9/16	14.2	5 3/4	146.0
1220T	5/8	15.8	6 1/8	155.5
1222T	11/16	17.4	6 1/2	165.1
1224T	3/4	19.0	6 25/32	172.2
E551 Pouch				

SUPER DRIVE

* 6 pt

1200T6 — 6-PIECE SET

SAE SHORT COMBINATION WRENCHES • W/O UGS

CODE	OPENING DIMENSIONS in.	OPENING DIMENSIONS mm	LENGTH in.	LENGTH mm
•1210T	5/16	7.9	3 1/4	82.5
1212T	3/8	9.5	4 3/16	106.3
1214T	7/16	11.1	5	127.0
1216T	1/2	12.7	5 1/4	133.3
1218T	9/16	14.2	5 3/4	146.0
1220T	5/8	15.8	6 1/8	155.5
E550 Pouch				

SUPER DRIVE

1200T6

SAE SHORT COMBINATION WRENCHES • W/O UGS — SUPER DRIVE

CODE	OPENING DIMENSIONS in.	OPENING DIMENSIONS mm	B in.	D in.	C1 in.	D1 in.	LENGTH in.	LENGTH mm	gm.	lb.	TORSION ENDURANCE ASME B107-100 LB-IN open-end	TORSION ENDURANCE ASME B107-100 LB-IN box-end
*•1208T	1/4	6.3	19/64	9/64	25/64	11/64	3	76.2	10	0.02	67	220
•1210T	5/16	7.9	3/8	11/64	15/32	13/64	3 1/4	82.5	18	0.04	138	275
1212T	3/8	9.5	7/16	3/16	17/32	15/64	4 3/16	106.3	27	0.06	275	605
1214T	7/16	11.1	33/64	13/64	5/8	1/4	5	127	45	0.10	413	715
1216T	1/2	12.7	19/32	7/32	45/64	9/32	5 1/4	133.3	50	0.11	550	1020
1218T	9/16	14.2	11/16	1/4	53/64	5/16	5 3/4	146	73	0.16	770	1500
1220T	5/8	15.8	49/64	17/64	7/8	21/64	6 1/8	155.5	84	0.19	1100	2200
1222T	11/16	17.4	53/64	9/32	61/6	11/32	6 1/2	165.1	108	0.24	1375	2640
1224T	3/4	19.0	57/64	19/64	1 1/16	3/8	6 25/32	172.2	115	0.25	1650	2860

* 6 pt

STANDARDS: FEDERAL GGG-W-636 ASME B107-100 SAE A S954

FULL POLISHED 12-POINT METRIC SHORT COMBINATION WRENCHES

1200MT9

1200MT9 — 9-PIECE SET

SHORT METRIC SHORT COMBINATION WRENCHES • W/O UGS

CODE	OPENING DIMENSIONS mm	LENGTH in.	LENGTH mm
*•1207MT	7	3	76.2
•1208MT	8	3 1/4	82.5
1209MT	9	4 3/16	106.3
1210MT	10	5	127
1211MT	11	5	127
1212MT	12	5 1/4	133.3
1213MT	13	5 1/4	133.3
1214MT	14	5 3/4	146
1215MT	15	5 3/4	146
E551	Pouch		

* 6 pt

SUPER DRIVE

mm • W/O UGS — METRIC SHORT COMBINATION WRENCHES — SHORT — SUPER DRIVE — mm

CODE	OPENING DIMENSIONS mm	B mm	D mm	C1 mm	D1 mm	LENGTH in.	LENGTH mm	gm.	lb.	TORSION ENDURANCE ASME B107-100 LB-IN open-end	TORSION ENDURANCE ASME B107-100 LB-IN box-end
*•1206MT	6	7.54	3.70	10.06	4.3	3	76.2	10	0.02	61.9	177.0
*•1207MT	7	7.1	3.7	10	4.3	3	76.2	10	0.02	70.8	238.9
•1208MT	8	9.5	4.2	11.9	5.1	3 1/4	82.5	10	0.02	132.7	265.5
1209MT	9	10.5	4.5	13.6	5.8	4 3/16	106.3	27	0.06	185.8	354.0
1210MT	10	12.4	5.1	15.6	6.4	5	127	45	0.10	274.3	628.3
1211MT	11	12.4	5.1	15.6	6.4	5	127	45	0.10	407.1	708.0
1212MT	12	14.3	5.6	18	7.1	5 1/4	133.3	50	0.11	433.6	805.3
1213MT	13	14.3	5.6	18	7.1	5 1/4	133.3	50	0.11	548.7	1017.7
1214MT	14	16.5	6.1	19.9	7.7	5 3/4	146	73	0.16	761.1	1398.3
1215MT	15	16.5	6.1	19.9	7.7	5 3/4	146	73	0.16	920.4	1770.0
1216MT	16	18.4	6.6	22.3	8.3	6 1/8	155.5	84	0.19	1097.4	2194.8
1217MT	17	19.9	6.9	24.3	8.7	6 1/2	165.1	108	0.24	1230.1	2362.9
1218MT	18	19.9	6.9	24.3	8.7	6 1/2	165.1	108	0.24	1371.1	2690.4
1219MT	19	21.4	7.3	25.8	9.4	6 3/4	171.4	115	0.25	1646.1	2858.5

* 6 pt

STANDARDS: FEDERAL GGG-W-636 ASME B107-100

FLEX HEAD WRENCHES 12-POINT



1270HF — 7-PIECE SET

SAE FLEX HEAD WRENCHES

CODE	OPENING DIMENSIONS in.	OPENING DIMENSIONS mm	LENGTH in.	LENGTH mm	CODE	OPENING DIMENSIONS in.	OPENING DIMENSIONS mm	LENGTH in.	LENGTH mm
1270-12	3/8	9.5	7 3/32	180	1270-20	5/8	15.8	9 1/4	235
1270-14	7/16	11.1	7 1/2	190	1270-22	11/16	17.4	9 1/4	235
1270-16	1/2	12.7	8 1/4	210	1270-24	3/4	19.0	10	255
1270-18	9/16	14.2	9 1/16	230	E551	Pouch			

SUPER DRIVE

1270HF

SAE FLEX HEAD WRENCHES — SUPER DRIVE

CODE	OPENING DIMENSIONS in.	OPENING DIMENSIONS mm	C in.	C mm	A in.	A mm	B in.	B mm	D in.	D mm	LENGTH L in.	LENGTH L mm	gm.	lb.
1270-12	3/8	9.5	19/32	15	1/4	6.35	7/8	22.22	9/16	14.29	7 3/32	180	75	0.16
1270-14	7/16	11.1	5/8	16	5/16	7.93	7/8	22.22	5/8	15.88	7 1/2	190	105	0.23
1270-16	1/2	12.7	3/4	19	1/4	6.35	1	25.40	3/4	19.05	8 1/4	210	140	0.30
1270-18	9/16	14.2	7/8	22	9/32	7.14	1 5/32	29.36	7/8	22.23	9 1/16	230	195	0.43
1270-20	5/8	15.8	15/16	24	5/16	7.93	1 9/32	32.54	15/16	23.81	9 1/4	235	234	0.51
1270-22	11/16	17.4	15/16	24	5/16	7.93	1 5/16	33.33	15/16	23.81	9 1/4	235	234	0.51
1270-24	3/4	19.0	1 1/32	26	11/32	8.73	1 5/16	33.33	1	25.40	10	255	307	0.67

STANDARDS: FEDERAL GGG-W-636 ASME B107-100 SAE A S954

METRIC FLEX HEAD WRENCHES 12-POINT

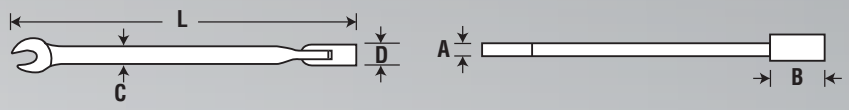

1270HMF

1270HMF — 10-PIECE SET

METRIC FLEX HEAD WRENCHES

CODE	OPENING DIMENSIONS mm	LENGTH in.	LENGTH mm
1270-10M	10	7 3/32	180
1270-11M	11	7 1/2	190
1270-12M	12	7 11/16	195
1270-13M	13	8 1/4	210
1270-14M	14	9 1/16	230
1270-15M	15	9 1/16	230
1270-16M	16	9 1/4	235
1270-17M	17	9 1/4	235
1270-18M	18	10	255
127019M	19	10	255
E551	Pouch		

SUPER DRIVE

METRIC FLEX HEAD WRENCHES

SUPER DRIVE

CODE	OPENING DIMENSIONS mm	C in.	C mm	A in.	A mm	B in.	B mm	D in.	D mm	LENGTH in.	LENGTH mm	gm.	lb.
1270-10M	10	19/32	15	3/16	4.763	7/8	22.22	9/16	14.29	7 3/32"	180	75	0.16
1270-11M	11	5/8	16	9/32	7.144	7/8	22.22	5/8	15.88	7 1/2"	190	105	0.23
1270-12M	12	23/32	18	9/32	7.144	1	25.40	11/16	17.46	7 11/16"	195	115	0.25
1270-13M	13	3/4	19	1/4	6.350	1	25.40	3/4	19.05	8 1/4"	210	140	0.30
1270-14M	14	13/16	20	9/32	7.144	1 1/8	28.57	7/8	22.23	9 1/16"	230	186	0.41
1270-15M	15	7/8	22	9/32	7.144	1 5/32	29.36	15/16	23.81	9 1/16"	230	195	0.43
1270-16M	16	15/16	24	5/16	7.938	1 1/4	31.75	15/16	23.81	9 1/4"	235	234	0.51
1270-17M	17	15/16	24	5/16	7.938	1 1/4	31.75	15/16	23.81	9 1/4"	235	234	0.51
1270-18M	18	1 1/32	26	3/8	9.525	1 1/4	31.75	1	25.40	10"	255	307	0.67
1270-19M	19	1 1/32	26	3/8	9.525	1 1/4	31.75	1	25.40	10"	255	307	0.67

STANDARDS: FEDERAL GGG-W-636 ASME B107-100 SAE A S954

FULL POLISHED, OPEN-END WRENCHES

- **Open-end wrenches feature 2 different sized openings; it is one of the most common and versatile wrenches.**
  The smaller the wrench's opening, the smaller the handle too, this in proportion to the maximum leverage arm that should be applied to the bolt head or nut.
  Having two different sizes in one wrench reduces the number of tools needed to do your job.

UGS

Available in SAE and metric to fit a great variety of nuts and bolts.

The openings are machined to precision for a perfect fit with nuts and bolts.

Vibration FULL with nickel -chrome plated finish prevents corrosion.

High-quality molybdenum-vanadium steel alloy and controlled thermal-treatment.

Thin ends for better access in narrow areas.

Oval handle for a more comfortable grip.

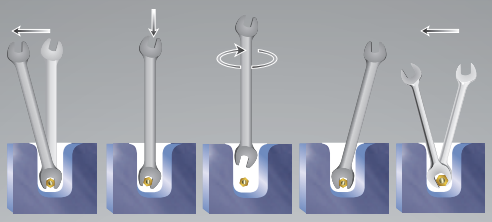

15° inclination angle allows the recovery angle to be reduced to 30° on 6-point bolts.



Another advantage of open-end wrenches is that they can be used when the nut is partially obstructed, or with pipe joints. However, they are mainly used to "reach" and for that we recommend the use of flare nut wrenches.



Thin openings allow good maneuverability and greater comfort during use; the wrench more easily reaches less accessible nuts.

3000G

3000G — 15-PIECE SET

SAE OPEN-END WRENCHES • W/O UGS

CODE	OPENING DIMENSIONS in.	OPENING DIMENSIONS mm	LENGTH in.	LENGTH mm
•3016	3/16 x 1/4	4.7 x 6.3	3 7/8	98.4
•3018	1/4 x 5/16	6.3 x 7.9	4 1/2	114.3
•3020	5/16 x 3/8	7.9 x 9.5	5 1/8	130.2
3021	3/8 x 7/16	9.5 x 11.1	5 3/4	146.0
3025	7/16 x 1/2	11.1 x 12.7	6 3/8	161.9
3026	1/2 x 9/16	12.7 x 14.2	7	177.8
3030	9/16 x 5/8	14.2 x 15.8	7 5/8	193.6
3031	5/8 x 3/4	15.8 x 19.0	8 19/32	242.9
3033	19/32 x 11/16	15.0 x 17.4	8 1/4	209.5
3034	5/8 x 11/16	15.8 x 17.4	8 1/4	209.5
3035	11/16 x 3/4	17.4 x 19.0	8 7/8	225.4
3038	3/4 x 13/16	19.0 x 20.6	9 1/2	241.3
3039	3/4 x 7/8	19.0 x 22.2	9 1/2	241.3
3040	13/16 x 7/8	20.6 x 22.2	10 1/8	257.1
3045	15/16 x 1	23.8 x 25.4	11 3/8	288.9
E104	Pouch			

FULL POLISHED, OPEN-END WRENCHES

3000H

3000H — 10-PIECE SET

SAE OPEN-END WRENCHES — • W/O UGS

CODE	OPENING DIMENSIONS in.	OPENING DIMENSIONS mm	LENGTH in.	LENGTH mm
•3018	1/4 x 5/16	6.3 x 7.9	4 1/2	114.3
•3020	5/16 x 3/8	7.9 x 9.5	5 1/8	130.2
3025	7/16 x 1/2	11.1 x 12.7	6 3/8	161.9
3026	1/2 x 9/16	12.7 x 14.2	7	177.8
3030	9/16 x 5/8	14.2 x 15.8	7 5/8	193.6
3031	5/8 x 3/4	15.8 x 19.0	8 19/32	242.9
3035	11/16 x 3/4	17.4 x 19.0	8 7/8	225.4
3040	13/16 x 7/8	20.6 x 22.2	10 1/8	257.1
3045	15/16 x 1	23.8 x 25.4	11 3/8	288.9
3050	1 1/16 x 1 1/8	26.9 x 28.5	12 5/8	320.7
E504	Pouch			

3000D

3000D — 10-PIECE SET

SAE OPEN-END WRENCHES — • W/O UGS

CODE	OPENING DIMENSIONS in.	OPENING DIMENSIONS mm	LENGTH in.	LENGTH mm
•3016	3/16 x 1/4	4.7 x 6.3	3 7/8	98.4
•3020	5/16 x 3/8	7.9 x 9.5	5 1/8	130.2
3021	3/8 x 7/16	9.5 x 11.1	5 3/4	146.0
3025	7/16 x 1/2	11.1 x 12.7	6 3/8	161.9
3026	1/2 x 9/16	12.7 x 14.2	7	177.8
3030	9/16 x 5/8	14.2 x 15.8	7 5/8	193.6
3033	19/32 x 11/16	15.0 x 17.4	8 1/4	209.5
3039	3/4 x 7/8	19.0 x 22.2	9 1/2	241.3
3040	13/16 x 7/8	20.6 x 22.2	10 1/8	257.1
3045	15/16 x 1	23.8 x 25.4	11 3/8	288.9
E112	Pouch			

3000C

3000C — 7-PIECE SET

SAE OPEN-END WRENCHES — • W/O UGS

CODE	OPENING DIMENSIONS in.	OPENING DIMENSIONS mm	LENGTH in.	LENGTH mm
•3016	3/16 x 1/4	4.7 x 6.3	3 7/8	98.4
•3020	5/16 x 3/8	7.9 x 9.5	5 1/8	130.2
3025	7/16 x 1/2	11.1 x 12.7	6 3/8	161.9
3030	9/16 x 5/8	14.2 x 15.8	7 5/8	193.6
3035	11/16 x 3/4	17.4 x 19.0	8 7/8	225.4
3040	13/16 x 7/8	20.6 x 22.2	10 1/8	257.1
3045	15/16 x 1	23.8 x 25.4	11 3/8	288.9
E111	Pouch			

3000N

3000N — 5-PIECE SET

SAE OPEN-END WRENCHES — UGS

CODE	OPENING DIMENSIONS in.	OPENING DIMENSIONS mm	LENGTH in.	LENGTH mm
3021	3/8 x 7/16	9.5 x 11.1	5 3/4	146.0
3026	1/2 x 9/16	12.7 x 14.2	7	177.8
3030	9/16 x 5/8	14.2 x 15.8	7 5/8	193.6
3035	11/16 x 3/4	17.4 x 19.0	8 7/8	225.4
3040	13/16 x 7/8	20.6 x 22.2	10 1/8	257.1
E127	Pouch			

FULL POLISHED, OPEN-END WRENCHES

Thin ends for better access in narrow areas.

High-quality moly-vanadium steel alloy and controlled thermal-treatment.

The openings are machined to precision for a perfect fit with nuts and bolts.

3026

SAE OPEN-END WRENCHES

• W/O UGS

CODE	OPENING DIMENSIONS		B	C	D	B1	C1	D1	LENGTH				TORSION ENDURANCE ASME B107-100 LB-IN	
	in.	mm	in.	in.	in.	in.	in.	in.	in.	mm	gm.	lb.	small end	large end
•3016	3/16 x 1/4	4.7 x 6.3	19/64	33/64	5/32	1/4	29/64	5/32	3 7/8	98.4	14	0.03	45	67
•3018	1/4 x 5/16	6.3 x 7.9	3/8	45/64	5/32	19/64	33/64	5/32	4 1/2	114.3	22	0.05	67	138
•3020	5/16 x 3/8	7.9 x 9.5	7/16	13/16	3/16	3/8	45/64	3/16	5 1/8	130.2	33	0.07	138	275
3021	3/8 x 7/16	9.5 x 11.1	33/64	29/32	13/64	7/16	13/16	13/64	5 3/4	146.00	47	0.10	275	413
3025	7/16 x 1/2	11.1 x 12.7	19/32	1 1/32	15/64	33/64	29/32	15/64	6 3/8	161.90	65	0.14	413	550
3026	1/2 x 9/16	12.7 x 14.2	11/16	1 3/16	1/4	19/32	1 1/32	1/4	7	177.80	90	0.20	550	770
3030	9/16 x 5/8	14.2 x 15.8	49/64	1 9/32	17/64	11/16	1 5/32	17/64	7 5/8	193.60	113	0.25	770	1100
3031	5/8 x 3/4	15.8 x 19.0	57/64	1 37/64	19/64	49/64	1 9/32	19/64	8 19/32	242.90	165	0.36	1100	1650
3033	19/32 x 11/16	15.0 x 17.4	1 21/32	1 13/32	19/64	47/64	1 9/32	19/64	8 1/4	209.50	138	0.30	935	1375
3034	5/8 x 11/16	15.8 x 17.4	53/64	1 13/32	19/64	49/64	1 9/32	19/64	8 1/4	209.50	138	0.30	1100	1375
3035	11/16 x 3/4	17.4 x 19.0	57/64	1 37/64	5/16	53/64	1 13/32	5/16	8 7/8	225.40	176	0.39	1375	1650
3038	13/16 x 3/4	19.0 x 20.6	31/32	1 21/32	21/64	57/64	1 37/64	21/64	9 1/2	241.30	230	0.51	1650	2200
3039	3/4 x 7/8	19.0 x 22.2	1 1/32	1 25/32	51/64	57/64	1 37/64	21/64	9 1/2	241.30	231	0.51	1650	2475
3040	13/16 x 7/8	20.6 x 22.2	1 1/32	1 25/32	11/32	31/32	1 21/32	11/32	10 1/8	257.10	245	0.54	2200	2475
3045	15/16 x 1	23.8 x 25.4	1 3/16	2 3/64	25/64	1 7/64	1 29/32	25/64	11 3/8	288.90	360	0.79	3025	3575
3050	1 1/16 x 1 1/8	26.9 x 28.5	1 11/32	2 17/64	7/16	1 17/64	2 9/64	7/16	12 5/8	320.70	544	1.20	3850	4400
3051	1 1/16 x 1 1/4	26.9 x 31.7	1 31/64	2 33/64	29/64	1 17/64	2 9/64	29/64	13 9/16	344.40	639	1.41	3850	5775
3055	1 1/4 x 1 5/16	31.7 x 33.3	1 9/16	2 41/64	31/64	1 31/64	2 33/64	31/64	14 1/2	368.30	821	1.81	5775	6600
3060	1 3/8 x 1 7/16	34.9 x 36.5	1 23/32	2 57/64	17/32	1 41/64	2 45/64	17/32	15 3/4	400.00	1034	2.28	7425	8250
3070	1 1/2 x 1 5/8	38.1 x 41.3	2	3 17/64	9/16	1 25/32	2 61/64	9/16	17	431.80	1330	2.93	8500	9000
3075	1 11/16 x 1 13/16	42.8 x 46.0	2 5/32	3 61/64	43/64	2	3 23/32	43/64	17 31/ 32	469.90	1950	4.30	12000	14000
3080	1 7/8 x 2	47.6 x 50.8	3 3/8	3 61/64	43/64	2 15/64	3 23/32	43/64	17 31/ 32	508.00	2313	5.10	15000	17750

STANDARDS: FEDERAL GGG-W-636 ASME B107-100 NOM-0-142

FULL POLISHED, METRIC OPEN-END WRENCHES

30000A

30000RM

30000R

30000A — 10-PIECE SET

METRIC OPEN-END WRENCHES • W/O UGS

CODE	OPENING DIMENSIONS mm	LENGTH in.	LENGTH mm
•30607	6 x 7	4 1/2	114.3
•30809	8 x 9	5 1/8	130.2
31011	10 x 11	5 3/4	146.1
31213	12 x 13	6 3/8	161.9
31415	14 x 15	7 5/8	193.7
31617	16 x 17	8 1/4	209.6
31819	18 x 19	8 7/8	225.4
31922	19 x 22	9 1/2	241.3
32122	21 x 22	10 1/8	257.2
32427	24 x 27	11 3/8	288.9
E504	Pouch		

30000RM — 9-PIECE SET

METRIC OPEN-END WRENCHES • W/O UGS

CODE	OPENING DIMENSIONS mm	LENGTH in.	LENGTH mm
•30607	6 x 7	4 1/2	114.3
•30809	8 x 9	5 1/8	130.2
31011	10 x 11	5 3/4	146.1
31213	12 x 13	6 3/8	161.9
31415	14 x 15	7 5/8	193.7
31617	16 x 17	8 1/4	209.6
31819	18 x 19	8 7/8	225.4
32122	21 x 22	10 1/8	257.2
32427	24 x 27	11 3/8	288.9
E114	Pouch		

30000R — 6-PIECE SET

METRIC OPEN-END WRENCHES • W/O UGS

CODE	OPENING DIMENSIONS mm	LENGTH in.	LENGTH mm
•30809	8 x 9	5 1/8	130.2
31011	10 x 11	5 3/4	146.1
31213	12 x 13	6 3/8	161.9
31415	14 x 15	7 5/8	193.7
31617	16 x 17	8 1/4	209.6
31819	18 x 19	8 7/8	225.4
E101	Pouch		

31417

METRIC OPEN-END WRENCHES • W/O UGS

CODE	OPENING DIMENSIONS mm	B mm	B in.	C mm	C in.	D mm	D in.	B1 mm	B1 in.	C1 mm	C1 in.	D1 mm	D1 in.	LENGTH in.	LENGTH mm	gm.	lb.	TORSION ENDURANCE ASME B107-100 LB-IN small end	TORSION ENDURANCE ASME B107-100 LB-IN large end
30607	6 x 7	7.9	5/16	18.3	23/32	4.0	5/32	7.9	5/16	15.3	39/64	4.0	5/32	4 1/2	114.3	22	0.05	61.9	70.8
30809	8 x 9	11.1	7/16	20.6	13/16	4.8	3/16	9.5	3/8	17.8	45/64	4.8	3/16	5 1/8	130.2	33	0.07	132.7	185.8
•30810	8 x 10	11.1	7/16	20.6	13/16	4.8	3/16	9.5	3/8	17.8	45/64	4.8	3/16	5 1/8	130.2	33	0.07	132.7	274.3
•30910	9 x 10	11.1	7/16	20.6	13/16	4.8	3/16	9.5	3/8	17.8	45/64	4.8	3/16	5 1/8	130.2	33	0.07	185.8	274.3
•31011	10 x 11	13.5	17/32	23.4	59/64	5.2	13/64	11.1	7/16	20.8	13/16	5.2	13/64	5 3/4	146.1	48	0.11	274.3	407.1
•31012	10 x 12	15.1	19/32	23.4	59/64	5.2	13/64	11.1	7/16	20.8	13/16	5.2	13/64	5 3/4	146.1	48	0.11	274.3	433.6
•31213	12 x 13	15.1	19/32	26.1	1 1/64	6.0	15/64	15.1	19/32	23.0	29/32	6.0	15/64	6 3/8	161.9	63	0.14	433.6	548.7
•31415	14 x 15	17.1	43/64	32.5	1 17/64	6.7	17/64	17.1	43/64	29.4	1 5/32	6.7	17/64	7 5/8	193.7	105	0.23	761.1	920.4
•31417	14 x 17	20.6	13/16	32.5	1 17/64	6.7	17/64	17.1	43/64	29.4	1 5/32	6.7	17/64	7 5/8	193.7	63	0.14	761.1	1230.1
•31617	16 x 17	20.6	13/16	35.7	1 13/32	7.5	19/64	19.1	3/4	32.5	1 17/64	7.5	19/64	8 1/4	209.6	136	0.30	1097.4	1230.1
•31819	18 x 19	22.6	13/16	40.0	1 37/64	7.9	5/16	20.6	13/16	35.7	1 13/32	7.9	5/16	8 7/8	225.4	176	0.39	1371.7	1646.1
•31922	19 x 22	26.2	1 1/32	45.2	1 49/64	8.3	21/64	22.6	57/64	40.0	1 37/64	8.3	21/64	9 1/2	241.3	225	0.50	1646.1	2469.1
•32122	21 x 22	26.2	1 1/32	45.2	1 49/64	8.7	11/32	24.6	31/32	42.0	1 21/32	8.7	11/32	10 1/8	257.2	245	0.54	2194.3	2469.1
•32427	24 x 27	32.1	1 17/64	51.8	2 1/32	9.9	25/64	28.2	1 7/64	48.4	1 29/32	9.9	25/64	11 3/8	288.9	360	0.79	3017.8	2823.2
•32528	25 x 28	34.1	1 11/32	57.5	2 17/64	11.1	7/16	32.1	1 17/64	54.3	2 1/8	11.1	7/16	12 5/8	320.7	544	1.20	3292.2	4398.4
•32732	27 x 32	36.5	1 7/16	63.9	2 1/2	11.5	29/64	31.4	1 15/64	54.4	2 9/64	11.5	29/64	13 9/16	344.5	639	1.41	3823.2	5752.5
•33236	32 x 36	41.3	1 5/8	73.4	2 29/32	13.5	17/32	37.3	1 15/32	68.8	2 45/64	13.5	17/32	15 3/4	400.1	1034	2.28	5752.5	7911.9
•33641	36 x 41	46.0	1 13/16	82.9	3 17/64	14.3	9/16	41.3	1 5/8	75.0	2 61/64	14.3	9/16	17	431.8	1200	2.65	7514.0	10212.9

STANDARDS: FEDERAL GGG-W-636 ASME B107-100 NOM-0-142

SERVICE WRENCHES



Ideal for low torque usage, such as on double nuts.

Compact tool useful to tighten nuts on collets in numerically controlled machines.



Designed to work in hydraulic equipment and in reduced spaces.

3-point contact design diminishes stress on the wrench and on the fastening elements.

Thin design facilitates work in hard to reach places.

U3542

Polished satin end

30° opening.

Satin finish handle protects against corrosion.

U3500A — 13-PIECE SET

SAE SERVICE WRENCHES — UGS

CODE	OPENING DIMENSIONS in.	OPENING DIMENSIONS mm	LENGTH in.	LENGTH mm
U3524	3/4	19.0	6 1/4	158.75
U3526	13/16	20.6	6 1/4	158.75
U3528	7/8	22.2	6 1/4	158.75
U3530	15/16	23.8	6 7/8	174.63
U3532	1	25.4	6 7/8	174.63
U3534	1 1/16	26.9	6 7/8	174.63
U3536	1 1/8	28.5	7	177.80
U3538	1 3/16	30.1	7	177.80
U3540	1 1/4	31.7	7	177.80
U3542	1 5/16	33.3	7 5/8	193.68
U3544	1 3/8	34.9	7 5/8	193.68
U3546	1 7/16	36.5	7 5/8	193.68
U3548	1 1/2	38.1	7 5/8	193.68
E560	Pouch			

U3500B — 13-PIECE SET

SAE SERVICE WRENCHES — • W/O UGS

CODE	OPENING DIMENSIONS in.	OPENING DIMENSIONS mm	LENGTH in.	LENGTH mm
U3550	1 9/16	39.6	7 5/8	193.68
U3552	1 5/8	41.2	7 5/8	193.68
U3554	1 11/16	42.8	7 5/8	193.68
U3556	1 3/4	44.4	8 1/2	215.90
U3558	1 13/16	46.0	8 1/2	215.90
U3560	1 7/8	47.6	8 1/2	215.90
U3562	1 15/16	49.0	8 1/2	215.90
U3564	2	50.8	8 1/2	215.90
•U3568	2 1/8	53.9	8 1/2	215.90
•U3572	2 1/4	57.1	8 1/2	215.90
•U3576	2 3/8	60.3	8 1/2	215.90
•U3580	2 1/2	63.5	8 1/2	215.90
•U3582	2 9/16	65.0	8 1/2	215.90
E561	Pouch			

U3500A

U3500B

SERVICE WRENCHES

SAE SERVICE WRENCHES

• W/O UGS

CODE	OPENING DIMENSIONS		OPENING DEPTH		END WIDTH		END THICKNESS		LENGTH				TORSION ENDURANCE FEDERAL GGG-W-636E LB-IN
	in.	mm	in.	mm	in.	mm	in.	mm	in.	mm	gm.	lb.	open-end
U3524	3/4	19.0	57/64	22.6	1 21/32	42.1	1/4	6.4	6 5/8	168.3	116	0.25	1000
U3526	13/16	20.6	57/64	22.6	1 21/32	42.1	1/4	6.4	6 5/8	168.3	114	0.25	1000
U3528	7/8	22.2	29/32	23.0	1 21/32	42.1	1/4	6.4	6 5/8	168.3	112	0.24	1000
U3530	15/16	23.8	1 1/32	26.2	1 7/8	47.6	1/4	6.4	6 7/8	174.6	140	0.30	1000
U3532	1	25.4	1 1/32	26.2	1 7/8	47.6	1/4	6.4	6 7/8	174.6	137	0.30	1000
U3534	1 1/16	26.9	1 1/32	26.2	1 7/8	47.6	1/4	6.4	6 7/8	174.6	135	0.29	1000
U3536	1 1/8	28.5	1 1/16	27.0	2 1/16	52.4	1/4	6.4	7	177.8	149	0.32	1000
U3538	1 3/16	30.1	1 1/16	27.0	2 1/16	52.4	1/4	6.4	7	177.8	147	0.32	1000
U3540	1 1/4	31.7	1 3/32	27.8	2 1/16	52.4	1/4	6.4	7	177.8	144	0.31	1000
U3542	1 5/16	33.3	1 9/32	32.5	2 1/2	63.5	9/32	7.1	7 5/8	193.7	251	0.55	1500
U3544	1 3/8	34.9	1 9/32	32.5	2 1/2	63.5	9/32	7.1	7 5/8	193.7	247	0.54	1600
U3546	1 7/16	36.5	1 5/16	33.3	2 1/2	63.5	9/32	7.1	7 5/8	193.7	242	0.53	1500
U3548	1 1/2	38.1	1 5/16	33.3	2 5/8	66.7	9/32	7.1	7 5/8	193.7	238	0.52	1500
U3550	1 9/16	39.6	1 11/32	34.1	2 5/8	66.7	9/32	7.1	7 5/8	193.7	238	0.52	1500
U3552	1 5/8	41.2	1 11/32	34.1	2 5/8	66.7	9/32	7.1	7 5/8	193.7	234	0.51	1500
U3554	1 11/16	42.8	1 11/32	34.1	2 5/8	66.7	9/32	7.1	7 5/8	193.7	230	0.50	1500
U3556	1 3/4	44.4	1 23/32	43.7	3 1/8	79.4	5/16	7.9	8 1/2	215.9	356	0.78	2400
U3558	1 13/16	46.0	1 23/32	43.7	3 1/8	79.4	5/16	7.9	8 1/2	215.9	350	0.77	2400
U3560	1 7/8	47.6	1 3/4	44.5	3 1/8	79.4	5/16	7.9	8 1/2	215.9	344	0.75	2400
U3562	1 15/16	49.2	1 15/16	49.2	3 1/8	79.4	5/16	7.9	8 1/2	215.9	338	0.74	2400
U3564	2	50.8	1 15/16	49.2	3 1/2	88.9	5/16	7.9	8 1/2	215.9	379	0.83	2400
•U3568	2 1/8	53.9	1 15/16	49	3 1/2	88.9	5/16	7.9	8 1/2	215.9	373	0.82	2400
•U3572	2 1/4	57.1	1 15/16	49.2	3 1/2	88.9	5/16	7.9	8 1/2	215.9	367	0.80	2400
•U3576	2 3/8	60.3	1 15/16	49.2	3 1/2	88.9	5/16	7.9	8 1/2	215.9	360	0.79	2400
•U3580	2 1/2	63.5	1 31/32	50.0	3 1/2	88.9	5/16	7.9	8 1/2	215.9	354	0.78	2400
•U3582	2 9/16	65.0	1 31/32	50.0	3 1/2	88.9	5/16	7.9	8 1/2	215.9	348	0.76	2400

STANDARDS: FEDERAL GGG-W-636

METRIC SERVICE WRENCHES

U3500AM — 10-PIECE SET

METRIC SERVICE WRENCHES — UGS

CODE	OPENING DIMENSIONS mm	LENGTH in.	LENGTH mm
U3519M	19	6 1/4	158.75
U3521M	21	6 1/4	158.75
U3522M	22	6 1/4	158.75
U3524M	24	6 7/8	174.63
U3527M	27	6 7/8	174.63
U3530M	30	7	177.80
U3532M	32	7	177.80
U3536M	36	7 5/8	193.68
U3537M	37	7 5/8	193.68
U3538M	38	7 5/8	193.68
E562	Pouch		

U3500AM

U3500BM — 6-PIECE SET

METRIC SERVICE WRENCHES • W/O — UGS

CODE	OPENING DIMENSIONS mm	LENGTH in.	LENGTH mm
U3541M	41	7 5/8	193.68
•U3546M	46	8 1/2	215.90
•U3550M	50	8 1/2	215.90
•U3555M	55	8 1/2	215.90
•U3560M	60	8 1/2	215.90
•U3565M	65	8 1/2	215.90
E563	Pouch		

U3500BM

METRIC SERVICE WRENCHES

3-point contact design puts less stress on the wrench and on the fastening elements.

UGS GRIP SYSTEM

Thin design makes it easy to work in tight spaces.

U3541M

Satin polished end

30° opening.

Satin finish handle protects against corrosion.

Ideal for low torque usage, such as on double nuts.

Compact tool useful to tighten nuts on collets in numerically controlled machines.



Designed to work in hydraulic equipment and in reduced spaces.

METRIC SERVICE WRENCHES

• W/O UGS

CODE	OPENING DIMENSIONS	OPENING DEPTH		END WIDTH		END THICK-NESS		LENGTH				TORSION ENDURANCE FEDERAL GGG-W-636E LB-IN
	mm	in.	mm	in.	mm	in.	mm	in.	mm	gm.	lb.	open-end
U3519M	19	57/64	22.6	1 21/32	42.1	1/4	6.4	6 5/8	168.3	116	0.25	1000
U3521M	21	29/32	23.0	1 21/32	42.1	1/4	6.4	6 5/8	168.3	114	0.25	1000
U3522M	22	29/32	23.0	1 21/32	42.1	1/4	6.4	6 5/8	168.3	112	0.24	1000
U3524M	24	1 1/32	26.2	1 7/8	47.6	1/4	6.4	6 7/8	174.6	140	0.30	1000
U3527M	27	1 1/16	27.0	1 7/8	47.6	1/4	6.4	6 7/8	174.6	135	0.29	1000
U3530M	30	1 3/32	27.8	2 1/16	52.4	1/4	6.4	7	177.8	149	0.32	1000
U3532M	32	1 3/32	27.8	2 1/16	52.4	1/4	6.4	7	177.8	144	0.31	1000
U3536M	36	1 9/32	32.5	2 1/2	63.5	9/32	7.1	7 5/8	193.7	251	0.55	1500
U3537M	37	1 5/16	33.3	2 1/2	63.5	9/32	7.1	7 5/8	193.7	245	0.54	1500
U3538M	38	1 5/16	33.3	2 1/2	63.5	9/32	7.1	7 5/8	193.7	238	0.52	1500
U3541M	41	1 11/32	34.1	2 5/8	66.7	9/32	7.1	7 5/8	193.7	234	0.51	1500
•U3546M	46	1 23/32	43.7	3 1/8	79.4	5/16	7.9	8 1/2	215.9	338	074	1500
•U3550M	50	1 3/4	44.5	3 1/8	79.4	5/16	7.9	8 1/2	215.9	344	0.75	2400
•U3555M	55	1 15/16	49.2	3 1/2	88.9	5/16	7.9	8 1/2	215.9	373	0.82	2400
•U3560M	60	1 31/32	50.0	3 1/2	88.9	5/16	7.9	8 1/2	215.9	360	0.79	2400
•U3565M	65	1 31/32	50.0	3 1/2	88.9	5/16	7.9	8 1/2	215.9	354	0.78	2400

STANDARDS: FEDERAL GGG-W-636

IGNITION WRENCHES

The 15° and 60° head angles allow this wrench to be used in different positions to do work in tight spaces.

3200

3200 6-PIECE SET

IGNITION WRENCHES

OPENING DIMENSIONS		LENGTH	
in.	mm	in.	mm
7/32	84.8	3 5/16	84.8
15/64	88.0	3 15/32	88.0
1/4	91.0	3 9/16	91.0
9/32	93.8	3 11/16	93.8
11/32	101	3 31/32	101
3/8	105	4 1/8	105

COMBINATION RATCHETING WRENCHES

Precision in one single tool; on one side the traditional open-end is used to tighten nuts and bolts, and on the other side a reversible ratcheting wrench for more difficult tightening. Both ends have the same size, speed of use, and functionality.
To keep your wrenches together and in order, we recommend using the different organization and storage options presented in chapter 2 of this catalog.

Full polished chrome-plated on chrome-vanadium steel for greater strength and durability.

Size marked on opening

1218MCM

Exceeds ASME Standards.

SAE

1200CM

1200CM **7-PIECE SET**

SAE COMBINATION RATCHETING WRENCHES

CODE	OPENING DIMENSIONS in.	OPENING DIMENSIONS mm	LENGTH in.	LENGTH mm
1210CM	5/16	8	5 9/16	141.2
1212CM	3/8	10	6 3/16	157.1
1214CM	7/16	12	6 1/2	165.9
1216CM	1/2	13	7 1/8	180.9
1218CM	9/16	14	7 1/2	190.5
1220CM	5/8	15	8 7/16	214.2
1224CM	3/4	18	9 7/8	250.8
E111	Pouch			

SAE COMBINATION RATCHETING WRENCHES

CODE	OPENING DIMENSIONS in.	OPENING DIMENSIONS mm	LENGTH in.	LENGTH mm	gm.	lb.
1210CM	5/16	8	5 9/16	141.2	39	0.08
1212CM	3/8	10	6 3/16	157.1	64	0.14
1214CM	7/16	12	6 1/2	165.9	69	0.15
1216CM	1/2	13	7 1/8	180.9	98	0.21
1218CM	9/16	14	7 1/2	190.5	114	0.25
1220CM	5/8	15	8 7/16	214.2	142	0.31
1224CM	3/4	18	9 7/8	250.8	235	0.51

STANDARDS: FEDERAL GGG-W-001-405 ASME B 107.8 NOM-0.106

Works on long rods, even where long sockets do not reach.

Mechanism with 72 teeth and 5° recovery.

Turns nuts with a 5° recovery angle, in comparison to conventional wrenches needing 30°.
It does not require repositioning thanks to its ratchet mechanism.

METRIC

1200MCM

1200MCM **7-PIECE SET**

METRIC COMBINATION RATCHETING WRENCHES

CODE	OPENING DIMENSIONS mm	OPENING DIMENSIONS in.	LENGTH in.	LENGTH mm
1208MCM	8	5/16	5 9/16	141.2
1210MCM	10	3/8	6 3/16	157.1
1212MCM	12	7/16	6 1/2	165.9
1213MCM	13	1/2	7 1/8	180.9
1214MCM	14	9/16	7 1/2	190.5
1215MCM	15	5/8	8 7/16	214.2
1218MCM	18	3/4	9 7/8	250.8
E111	Pouch			

METRIC COMBINATION RATCHETING WRENCHES

CODE	OPENING DIMENSIONS mm	OPENING DIMENSIONS in.	LENGTH in.	LENGTH mm	gm.	lb.
1208MCM	8	5/16	5 9/16	141.2	39	0.08
1210MCM	10	3/8	6 3/16	157.1	64	0.14
1212MCM	12	7/16	6 1/2	165.9	69	0.15
1213MCM	13	1/2	7 1/8	180.9	98	0.21
1214MCM	14	9/16	7 1/2	190.5	114	0.25
1215MCM	15	5/8	8 7/16	214.2	142	0.31
1218MCM	18	3/4	9 7/8	250.8	235	0.51

STANDARDS: FEDERAL GGG-W-001-405 ASME B 107.8 NOM-0.106

HEAVY-DUTY RATCHETING BOX-END WRENCHES

- New big ratcheting wrenches offer an extension up to 19". Its non-reversible 12 points can be used on 4-, 6- or 12-point nuts.

The ratcheting mechanism on these wrenches saves you time when working on bigger nuts. They can be used with a strike tool and can extract nuts more quickly than a conventional wrench.

The wrench's length provides the necessary maximum leverage to tighten or loosen as necessary.

Due to their ratchet-like mechanism, these wrenches are not designed to apply high torque, but only to screw in nuts and bolts quickly.

Available in SAE and metric to fit a great variety of nuts and bolts.

Thermal-treated to ensure a long service life.

Full polished with nickel-chrome finish prevents corrosion.

WER36M

Slim size facilitates work in narrow spaces.

Ratcheting mechanism allowing you to reposition the wrench without having to unhitch it from the nut or bolt.

Thin body formed by two exterior plates and a solid interior body.

INDUSTRIAL HEAVY DUTY

SAE HEAVY-DUTY ,12-POINT, SINGLE OPENING RATCHETING BOX-END WRENCHES

CODE	OPENING DIMENSIONS		EXTERIOR DIAMETER (C)		THICKNESS (D)		LENGTH			
	in.	mm	in.	mm	in.	mm	in.	mm	kg.	lb.
WER46	1 7/16	36.5	2 3/4	69.9	5/8	15.9	15 1/2	393.7	1.45	3.2
WER48	1 1/2	38.1	2 3/4	69.9	5/8	15.9	15 1/2	393.7	1.45	3.2
WER54	1 11/16	42.8	3 3/8	85.7	5/8	15.9	19	482.6	1.86	4.1
WER60	1 7/8	47.6	3 3/8	85.7	5/8	15.9	19	482.6	1.86	4.1
WER64	2	50.8	3 3/8	85.7	5/8	15.9	19	482.6	1.86	4.1

STANDARDS: FEDERAL GGG-W-001405 LB-IN

INDUSTRIAL HEAVY DUTY

METRIC HEAVY-DUTY ,12-POINT, SINGLE OPENING RATCHETING BOX-END WRENCHES

CODE	OPENING DIMENSIONS	EXTERIOR DIAMETER (A)		THICKNESS (C)		LENGTH			
	mm	in.	mm	in.	mm	in.	mm	kg.	lb.
WER24M	24	1 15/16	49.2	9/16	14.3	12	304.8	0.45	1
WER30M	30	2 5/16	58.7	9/16	14.3	12	304.8	0.59	1.3

STANDARDS: FEDERAL GGG-W-001405 LB-IN

REFRIGERATION RATCHETING BOX-END WRENCH

Code 1180

SAE refrigeration ratcheting wrench with 4 square openings.
Features a ratchet-like mechanism especially designed for maximum fastening on copper pipe valves in refrigeration and hydropneumatic equipment. Additionally, it has a ratcheting mechanism that facilitates torque by not having to take out and reposition the wrench.

1180

SAE REFRIGERATION RATCHETING BOX-END WRENCH 4 SQUARE OPENINGS

OPENING DIMENSIONS	C	D	C1	D1	LENGTH			
in.	mm	mm	mm	mm	in.	mm	gm.	lb.
1/4-3/16 x 3/8-5/16	17.0	9.5	15.0	9.5	4 1/2	114.3	56.7	0.12

STANDARDS: FEDERAL GGG-W-001405 LB-IN

OFFSET RATCHETING BOX-END WRENCHES

Ratcheting mechanism allows you to reposition the wrench without having to unhitch it from the nut or bolt.

15° offset.



1186

Full polished with nickel-chrome finish prevents corrosion.

Thin body formed by two exterior plates and a solid interior body.

Code 1186
Ratcheting box-end wrenches.

Features a ratchet-like mechanism allowing you to apply torque on a nut or bolt without having to unhitch and reposition the wrench. This tool will speed up your work.

1180A

1180A — 5-PIECE SET

SAE OFFSET RATCHETING BOX-END WRENCHES 12-POINT — SUPER DRIVE

CODE	OPENING DIMENSIONS in.	OPENING DIMENSIONS mm	LENGTH in.	LENGTH mm
1181	1/4 x 5/16	6.3 x 7.9	4 1/4	107.9
1182	3/8 x 7/16	9.5 x 11.1	5 7/16	138.1
1183	1/2 x 9/16	12.7 x 14.2	6 3/4	171.4
1184	5/8 x 11/16	15.8 x 17.4	8	203.4
1185	3/4 x 7/8	19.0 x 22.2	9 1/8	231.7
E127	Pouch			

SAE 12-POINT OFFSET RATCHETING BOX-END WRENCHES — SUPER DRIVE

CODE	OPENING DIMENSIONS in.	OPENING DIMENSIONS mm	C in.	D in.	C1 in.	D1 in.	LENGTH in.	LENGTH mm	gm.	lb.	TORSION ENDURANCE FEDERAL GGG-W-001405 LB-IN small end	TORSION ENDURANCE FEDERAL GGG-W-001405 LB-IN large end
1181	1/4 x 5/16	6.3 x 7.9	19/32	3/8	43/64	3/8	4 1/4	107.9	56.7	0.12	144	180
1182	3/8 x 7/16	9.5 x 11.1	51/64	3/8	57/64	3/8	5 7/16	138.1	85.0	0.18	360	420
1183	1/2 x 9/16	12.7 x 14.2	1 1/64	1/2	1 5/32	1/2	6 3/4	171.4	189.0	0.41	600	720
1184	5/8 x 11/16	15.8 x 17.4	1 19/64	1/2	1 7/16	1/2	8	203.4	302.4	0.66	900	930
1186	5/8 x 3/4	15.8 x 19.0	1 19/64	1/2	1 7/16	1/2	8	203.4	302.4	0.66	900	930
1185	3/4 x 7/8	19.0 x 22.2	1 13/32	1/2	1 37/64	1/2	9 1/8	231.7	340.2	0.75	960	1060

STANDARDS: FEDERAL GGG-W-001405 LB-IN

METRIC OFFSET RATCHETING BOX-END WRENCHES

1180M

7-PIECE SET

METRIC OFFSET RATCHETING BOX-END WRENCHES
12- & 6-POINT

CODE	OPENING DIMENSIONS	LENGTH	
	mm	in.	mm
1181M*	7 x 8	4 1/4	107.9
1182M*	9 x 10	5 7/16	138.1
1183M*	11 x 12	6 3/4	171.4
1184M*	13 x 14	6 3/4	171.4
1185M	15 x 17	8	203.4
1186M	16 x 18	9 1/8	231.7
1187M	19 x 21	8	203.4
E111	Pouch		

*6-POINT

SUPER DRIVE

1180M

1182M

Available in 6- and 12-point, flat or 15° offset.

Full polished with nickel-chrome finish prevents corrosion.

Thin body formed by two exterior plates and one solid interior body.

METRIC 12- & 6-POINT OFFSET RATCHETING BOX-END WRENCHES

SUPER DRIVE

CODE	OPENING DIMENSIONS	C	D	C1	D1	LENGTH				TORSION ENDURANCE FEDERAL GGG-W-001405 LB-IN	
	mm	mm	mm	mm	mm	in.	mm	gm.	lb.	small end	large end
*1181M	7 x 8	15.0	9.5	17.0	9.5	4 1/4	107.9	56.7	0.12	144	180
*1182M	9 x 10	20.2	9.5	22.6	9.5	5 7/16	138.1	85.0	0.18	360	420
*1183M	11 x 12	25.7	12.7	29.3	12.7	6 3/4	171.4	189.0	0.41	600	720
*1184M	13 x 14	25.7	12.7	29.3	12.7	6 3/4	171.4	189.0	0.41	600	720
**1185M	15 x 17	32.9	12.7	36.5	12.7	8	203.2	302.4	0.66	900	930
**1186M	16 x 18	32.9	12.7	36.5	12.7	8	203.2	302.4	0.66	900	930
**1187M	19 x 21	35.7	12.7	40.0	12.7	9 1/8	231.7	340.2	0.75	960	1060

**12-point /* 6-point

STANDARDS: FEDERAL GGG-W-001405 LB-IN:

FLAT RATCHETING BOX-END WRENCHES



Full polished with nickel-chrome finish prevents corrosion.

Thermal-treated mechanism ensures a long service life.

1193

1190A — 5-PIECE SET

SAE FLAT RATCHETING BOX-END WRENCHES
12-POINT

CODE	OPENING DIMENSIONS in.	OPENING DIMENSIONS mm	LENGTH in.	LENGTH mm
1191	1/4 x 5/16	6.3 x 7.9	4 1/2	114.3
1192	3/8 x 7/16	9.5 x 11.1	5 1/2	139.7
1193	1/2 x 9/16	12.7 x 14.2	6 7/8	174.6
1194	5/8 x 11/16	15.8 x 17.4	8 1/8	206.3
1195	5/8 x 3/4	15.8 x 19.0	8 1/8	206.3
E127	Pouch			

SUPER DRIVE

1190A

SAE 12-POINT FLAT RATCHETING BOX-END WRENCHES — SUPER DRIVE

CODE	OPENING DIMENSIONS in.	OPENING DIMENSIONS mm	C in.	D in.	C1 in.	D1 in.	LENGTH in.	LENGTH mm	gm.	lb.	TORSION ENDURANCE FEDERAL GGG-W-001405 LB-IN small end	TORSION ENDURANCE FEDERAL GGG-W-001405 LB-IN large end
1191	1/4 x 5/16	6.3 x 7.9	19/32	3/8	43/64	3/8	4 1/2	114.3	56.7	0.12	144	180
1192	3/8 x 7/16	9.5 x 11.1	51/64	3/8	57/64	3/8	5 1/2	139.7	85.0	0.18	360	420
1193	1/2 x 9/16	12.7 x 14.2	1 1/64	1/2	1 5/32	1/2	6 7/8	174.6	189.0	0.41	600	720
1194	5/8 x 11/16	15.8 x 17.4	1 19/64	1/2	1 7/16	1/2	8 1/8	206.3	302.4	0.66	900	930
1197	3/4 x 9/16	19.0 x 14.2	1 7/16	1/2	1 19/64	1/2	8 3/16	208.0	320.0	0.70	906	930
1195	5/8 x 3/4	15.8 x 19.0	1 19/64	1/2	1 7/16	1/2	8 1/8	206.3	302.4	0.66	900	960
1196	3/4 x 7/8	19.0 x 22.2	1 13/32	1/2	1 37/64	1/2	9 1/4	234.9	340.2	0.75	960	1060

STANDARDS: FEDERAL GGG-W-001405 LB-IN

METRIC FLAT RATCHETING BOX-END WRENCHES



1190M

1190M — 5-PIECE SET

METRIC FLAT RATCHETING BOX-END 12-POINT

CODE	OPENING DIMENSIONS mm	LENGTH in.	LENGTH mm
1191M	7 x 8	4 1/2	114.3
1192M	9 x 10	5 1/2	139.7
1193M	11 x 12	6 7/8	174.6
1194M	13 x 14	6 7/8	174.6
1195M	15 x 17	8 1/8	206.3
E127	Pouch		

SUPER DRIVE

METRIC 12- & 6-POINT FLAT RATCHETING BOX-END WRENCHES

CODE	OPENING DIMENSIONS mm	C mm	D mm	C1 mm	D1 mm	LENGTH in.	LENGTH mm	gm.	lb.	TORSION ENDURANCE FEDERAL GGG-W-001405 LB-IN small end	large end
*1191M	7 x 8	15.0	9.5	17.0	9.5	4 1/2	114.3	56.7	0.12	180	360
*1192M	9 x 10	20.2	9.5	22.6	9.5	5 1/2	139.7	85.0	0.18	360	420
1192MA	10 x 11	25.8	12.7	29.3	12.7	6 7/8	174.6	136.0	0.30	360	420
1192MB	10 x 13	25.8	12.7	29.3	12.7	6 7/8	174.6	136.0	0.30	360	600
*1193M	11 x 12	25.7	12.7	29.3	12.7	6 7/8	174.8	189.0	0.41	420	600
*1194M	13 x 14	25.7	12.7	29.3	12.7	8 1/8	206.3	302.4	0.66	720	720
**1195M	15 x 17	32.9	12.7	36.5	12.7	8 3/16	208.0	320.0	0.70	900	930
**1196M	16 x 18	32.9	12.7	36.5	12.7	8 1/8	206.3	302.4	0.66	900	960
**1197M	19 x 21	35.7	12.7	40	12.7	9 1/4	234.9	340.2	0.75	900	960

**12-point /* 6-point

STANDARDS: FEDERAL GGG-W-001405 LB-IN

15° BOX-END WRENCHES

- Box-end wrenches with a 15° angle are designed to access nuts and bolts despite some type of obstruction. In addition, their angle provides a solid grip.

These types of wrenches feature two box-end openings of different sizes on each end.

A 45° angle is recommended in applications where the nut or bolt is located in low relief, while the 15° angle is ideal when there is little parallel height on the element's rotation axis.



The 12-point design allows a greater recovery angle and speeds up your work.



URREA 15° and 45° offset wrenches facilitate performance in difficult areas.

Steel alloy with high quality molybdenum-vadium and controlled heat treatment.

Available in SAE and metric to fit a great variety of nuts and bolts.

Oval handle for a more comfortable grip.

Available in 12-point design, allowing you to have a 30° recovery angle and to work on hexagonal or square nuts.

1139

Precision-machined openings for perfect fit with nuts and bolts.

Thin openings for better access in narrow areas.

Full polish with nickel-chrome finish prevents corrosion.

1100D — 10-PIECE SET

SAE 12-POINT, 15° BOX-END WRENCHES — SUPER DRIVE

CODE	OPENING DIMENSIONS in.	OPENING DIMENSIONS mm	LENGTH in.	LENGTH mm
1120	5/16 x 3/8	7.9 x 9.5	4 1/4	108.0
1122	3/8 x 7/16	9.5 x 11.1	4 5/8	117.5
1125	7/16 x 1/2	11.1 x 12.7	5	127.0
1126	1/2 x 9/16	12.7 x 14.2	5 3/8	136.5
1130	9/16 x 5/8	14.2 x 15.8	5 3/4	146.1
1134	5/8 x 11/16	15.8 x 17.4	10 5/8	269.9
1135	11/16 x 3/4	17.4 x 19.0	11 1/4	285.8
1139	3/4 x 7/8	19.0 x 22.2	13 1/8	333.4
1140	13/16 x 7/8	20.6 x 22.2	13 7/8	352.4
1145	15/16 x 1	23.8 x 25.4	15 1/2	393.7
E123	Pouch			

1100D

15° BOX-END WRENCHES

1100H

1100H — 7-PIECE SET

SAE 12-POINT, 15° BOX-END WRENCHES — SUPER DRIVE

CODE	OPENING DIMENSIONS in.	OPENING DIMENSIONS mm	LENGTH in.	LENGTH mm
1122	3/8 x 7/16	9.5 x 11.1	4 5/8	117.5
1125	7/16 x 1/2	11.1 x 12.7	5	127.0
1126	1/2 x 9/16	12.7 x 14.2	5 3/8	136.5
1130	9/16 x 5/8	14.2 x 15.8	5 3/4	146.1
1135	11/16 x 3/4	17.4 x 19.0	11 1/4	285.8
1140	13/16 x 7/8	20.6 x 22.2	13 7/8	352.4
1145	15/16 x 1	23.8 x 25.4	15 1/2	393.7
E122	Pouch			

1139

Oval handle for a more comfortable grip.

Narrow ends for better access in tight areas.

Precision-machined openings for a perfect fit on nuts and bolts.

Full polish with nickel-chrome finish prevents corrosion.

Note: Codes 1150 to 1164 are no longer satin finish.

SAE 12-POINT, 15° BOX-END WRENCHES — SUPER DRIVE

CODE	OPENING DIMENSIONS in.	C. in.	D in.	C1 in.	D1 in.	LENGTH in.	LENGTH mm	gm.	lb.	TORSION ENDURANCE ASME B107-100 LB-IN small end	TORSION ENDURANCE ASME B107-100 LB-IN large end
1120	5/16 x 3/8	9/16	9/32	15/32	17/64	4 1/4	108.0	24	0.05	275	605
1122	3/8 x 7/16	41/64	5/16	9/16	9/32	4 5/8	117.5	32	0.07	605	715
1125	7/16 x 1/2	23/32	21/64	41/64	5/16	5	127.0	43	0.09	715	1020
1126	1/2 x 9/16	51/64	23/64	23/32	21/64	5 3/8	136.5	56	0.12	1020	1500
1130	9/16 x 5/8	57/64	13/32	51/64	23/64	5 3/4	146.1	76	0.16	1500	2200
1134	5/8 x 11/16	63/64	7/16	57/64	13/32	10 5/8	269.9	180	0.39	2200	2640
1135	11/16 x 3/4	1 1/16	15/32	31/32	7/16	11 1/4	285.8	202	0.44	2640	2860
1139	3/4 x 7/8	1 15/64	33/64	1 1/16	15/32	13 1/8	333.4	244	0.53	2860	3630
1140	13/16 x 7/8	1 15/64	17/32	1 5/32	1/2	13 7/8	352.4	294	0.64	3300	3630
1145	15/16 x 1	1 27/64	9/16	1 21/64	35/64	15 1/2	393.7	427	0.94	4510	5390
1150	1 1/16 x 1 1/8	1 37/64	41/64	1 1/2	19/32	17 1/4	438.2	576	1.26	5940	6430
1151	1 1/16 x 1 1/4	1 47/64	43/64	1 1/2	19/32	18 1/4	463.6	644	1.41	5940	7925
1155	1 1/4 x 1 5/16	1 13/16	45/64	1 3/4	11/16	19 1/4	489.0	698	1.53	7925	8400
1160	1 1/4 x 1 3/8	1 29/32	23/32	1 3/4	11/16	20 1/4	514.4	825	1.81	7925	8975
1162	1 7/16 x 1 1/2	2 1/16	51/64	1 63/64	51/64	22 1/4	565.2	1097	2.41	9240	10365
1164	1 5/8 x 1 11/16	2 25/64	61/64	2 25/64	7/8	24 1/2	622.3	1528	3.36	12925	15400

STANDARDS: FEDERAL GGG-W-636 ASME B107-100 SAE AS954

METRIC 15° BOX-END WRENCHES

1100SM — 11-PIECE SET

METRIC 12-POINT, 15° BOX-END WRENCHES — SUPER DRIVE

CODE	OPENING DIMENSIONS mm	LENGTH in.	LENGTH mm
1051M	8 x 9	4 1/4"	108.0
1053M	10 x 11	4 5/8"	117.5
1054M	11 x 13	5"	127.0
1057M	12 x 13	5 3/8"	136.5
1061M	14 x 15	5 3/4"	146.1
1064M	16 x 18	10 5/8"	269.9
1065M	17 x 19	11 1/4"	285.8
1072M	21 x 24	13 7/8"	352.4
1073M	22 x 24	13 7/8"	352.4
1077M	27 x 30	17 1/4"	438.2
1079M	30 x 32	19 1/4"	489.0
E113	Pouch		

mm 15°

1100DM — 7-PIECE SET

METRIC 12-POINT, 15° BOX-END WRENCHES — SUPER DRIVE

CODE	OPENING DIMENSIONS mm	LENGTH in.	LENGTH mm
1051M	8 x 9	4 1/4"	108.0
1053M	10 x 11	4 5/8"	117.5
1054M	11 x 13	5"	127.0
1057M	12 x 13	5 3/8"	136.5
1061M	14 x 15	5 3/4"	146.1
1064M	16 x 18	10 5/8"	269.9
1065M	17 x 19	11 1/4"	285.8
E111	Pouch		

mm 15°

1100SM

Precision-machined openings for a perfect fit on nuts and bolts.

Full polish finish prevents corrosion.

1100DM

1051M

Oval handle for a more comfortable grip.

METRIC 12-POINT, 15° BOX-END WRENCHES — SUPER DRIVE

CODE	OPENING DIMENSIONS mm	C mm	D mm	C1 mm	D1 mm	LENGTH mm	gm.	lb.	TORSION ENDURANCE ASME B107-100 LB-IN small end	large end
1051M	8 x 9	14	7.1	11.9	6.7	108.0	30	0.06	266	354
1053M	10 x 11	16	7.9	14.3	7.1	117.5	35	0.07	628	708
1054M	11 x 13	18	8.3	16.3	7.9	127.0	43	0.09	708	1018
1057M	12 x 13	20	9.1	18.3	8.3	136.5	59	0.12	805	1018
1061M	14 x 15	23	10.3	20.2	9.1	146.1	79	0.17	398	1770
1064M	16 x 18	25	11.1	22.6	10.3	269.9	130	0.28	2195	2691
1065M	17 x 19	27	11.1	24.6	11.1	285.8	180	0.39	2363	2859
1072M	21 x 24	34	13.5	31.8	12.7	352.4	195	0.43	3292	4505
1073M	22 x 24	34	13.5	31.8	12.7	352.4	204	0.44	3611	4505
1077M	27 x 30	40	16.3	38.1	15.1	438.2	233	0.51	2939	7036
1079M	30 x 32	46	17.9	44.5	17.5	489.0	299	0.65	7036	8010

STANDARDS: FEDERAL GGG-W-636 ASME B107-100 SAE AS954

45° BOX-END WRENCHES

- **Box-end wrenches with a 45° angle are designed to access nuts and bolts despite some type of obstruction. In addition, their angle provides a solid grip.**

These types of wrenches feature two box-end openings of different sizes on each end. A 45° angle is recommended in applications where the nut or bolt is located in low relief.

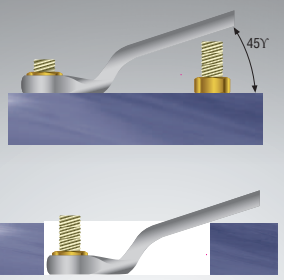

URREA 45° offset wrench feature design that facilitates performance in difficult areas.

Available in SAE and metric to fit a great variety of nuts and bolts.

Precision-machined openings for a perfect fit on nuts and bolts.

Available in 12-point design, allowing you to have a 30° recovery angle and to work on hexagonal or square nuts.

Oval handle for a more comfortable grip.

Steel alloy with high quality molybdenum-vanadium and controlled heat treatment.

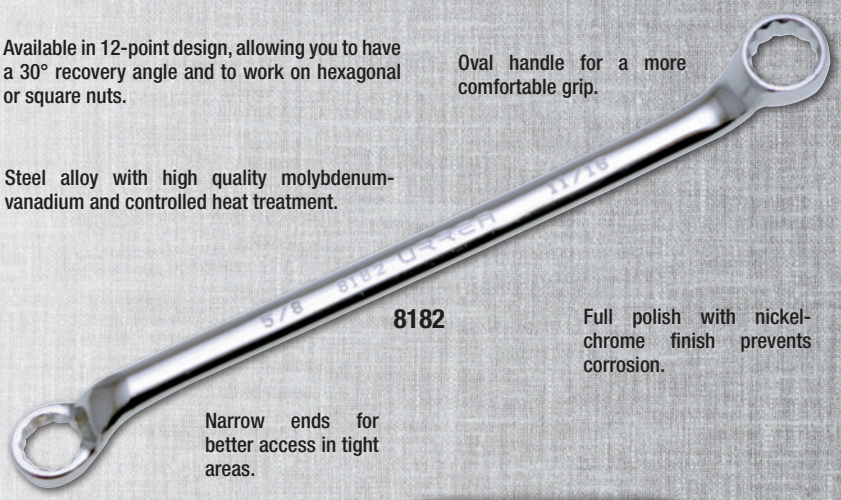

8182

Full polish with nickel-chrome finish prevents corrosion.

Narrow ends for better access in tight areas.

8100C — 6-PIECE SET

SAE 12-POINT, 45° BOX-END WRENCHES — SUPER DRIVE

CODE	OPENING DIMENSIONS in.	OPENING DIMENSIONS mm	LENGTH in.	LENGTH mm
8180	3/8 x 7/16	9.5 x 11.1	7 13/16	198.44
8181	1/2 x 9/16	12.7 x 14.2	9 1/16	230.19
8182	5/8 x 11/16	15.8 x 17.4	10 5/16	261.94
8183	25/32 x 13/16	19.8 x 20.6	11 1/2	292.10
8184	3/4 x 7/8	19.0 x 22.2	12 3/4	323.85
8185	15/16 x 1	23.8 x 25.4	14 1/16	357.19
E124	Pouch			

8100C

SAE 12-POINT, 45° BOX-END WRENCHES — SUPER DRIVE

CODE	OPENING DIMENSIONS in.	OPENING DIMENSIONS mm	C in.	D in.	C1 in.	D1 in.	LENGTH in.	LENGTH mm	gm.	lb.	TORSION ENDURANCE ASME B107-100 LB-IN small end	TORSION ENDURANCE ASME B107-100 LB-IN large end
8180	3/8 x 7/16	9.5 x 11.1	51/64	19/64	11/16	13/64	7 13/16	198.44	72	1.33	605	715
8181	1/2 x 9/16	12.7 x 14.2	27/32	5/16	49/64	5/16	9 1/16	230.19	117	2.24	1020	1500
8182	5/8 x 11/16	15.8 x 17.4	1	25/64	59/64	23/64	10 5/16	261.94	183	4.85	2200	2640
8183	25/32 x 13/16	19.8 x 20.6	1 3/16	29/64	1 9/64	29/64	11 1/2	292.10	204	6.79	3080	3300
8184	3/4 x 7/8	19.0 x 22.2	1 19/64	33/64	1 7/64	29/64	12 3/4	323.85	300	6.30	2860	3630
8185	15/16 x 1	23.8 x 25.4	1 27/64	37/64	1 23/64	37/64	14 1/16	357.19	428	9.94	4510	5390
8186	1 1/16 x 1 1/8	26.9 x 28.5	1 17/32	11/16	1 39/64	5/8	15 1/32	381.79	590	13.09	5940	6490

STANDARDS: FEDERAL GGG-W-636 ASME B107-100 SAE AS954

METRIC 45° BOX-END WRENCHES

8100CM — 6-PIECE SET

METRIC 12-POINT, 45° BOX-END WRENCHES — SUPER DRIVE

CODE	OPENING DIMENSIONS mm	LENGTH in.	LENGTH mm
80911	9 x 11	7 3/4	196.9
81011	10 x 11	7 3/4	196.9
81314	13 x 14	9	228.6
81617	16 x 17	10 5/16	261.9
81922	19 x 22	12 3/4	323.9
82426	24 x 26	14	355.6
E124	Pouch		

8100CM

Full polish with nickel-chrome finish prevents corrosion.

Oval handle for a more comfortable grip.

80911

Narrow ends for better access in tight areas.

URREA 45° wrenches

METRIC 12-POINT, 45° BOX-END WRENCHES — SUPER DRIVE

CODE	OPENING DIMENSIONS mm	C in.	C mm	D in.	D mm	C1 in.	C1 mm	D1 in.	D1 mm	LENGTH in.	LENGTH mm	gm.	lb.	TORSION ENDURANCE ASME B107-100 LB-IN small end	TORSION ENDURANCE ASME B107-100 LB-IN large end
80911	9 x 11	5/8	16.3	5/16	7.5	11/16	17.9	1/4	6.7	7 3/4	196.9	72	0.15	354.0	708.0
81011	10 x 11	5/8	16.3	5/16	7.5	9/16	14.3	1/4	6.7	7 3/4	196.9	72	0.15	628.3	708.0
81213	12 x 13	7/8	21.4	5/16	7.9	3/4	19.4	5/16	7.9	9	228.6	123	0.27	805.4	1017.8
81215	12 x 15	7/8	21.4	5/16	7.9	3/4	19.4	5/16	7.9	9	228.6	120	0.26	805.4	1770.1
81314	13 x 14	7/8	21.4	5/16	7.9	3/4	19.4	5/16	7.9	9	228.6	117	0.25	1017.7	1398.3
81415	14 x 15	7/8	21.4	5/16	7.9	3/4	19.4	5/16	7.9	9	228.6	117	0.25	1398.3	1770.1
81516	15 x 16	7/8	21.4	5/16	7.9	3/4	19.4	5/16	7.9	9	228.6	117	0.25	1770.1	2363.1
81617	16 x 17	1	25.4	3/8	9.9	15/16	23.4	3/8	9.1	10 5/16	261.9	180	0.39	2194.8	2362.9
81922	19 x 22	1 1/8	32.9	1/2	13.1	1 1/8	28.2	7/16	11.5	12 3/4	323.9	300	0.66	2858.5	3610.8
82426	24 x 26	1 1/8	36.1	9/16	14.7	1 3/8	34.5	9/16	14.7	14	355.6	430	0.94	4504.6	5380.8

STANDARDS: FEDERAL GGG-W-636 ASME B107-100 SAE AS954

RATCHETING FLARE NUT WRENCHES

In comparison to box-end or open-end wrenches, this wrench's design allows you to work on industrial, commercial, or automotive refrigeration systems or installations, where the nuts or accessories are made with soft metals like bronze or copper. These can sustain structural damage from mechanical manipulation with an open end wrench, and access with a box-end would not be possible because for the most part these types of installations are used to join piping.

Blued finish.

3816

Hinged jaws for fast adjustment.

SAE 12-POINT RATCHETING FLARE NUT WRENCHES — SUPER DRIVE

CODE	OPENING DIMENSIONS		LENGTH			
	in.	mm	in.	mm	gm.	lb.
3812	3/8	9.52	5 1/4	133.35	72.5	0.16
3814	7/16	11.11	5 1/4	133.35	72.5	0.16
3816	1/2	12.70	5 1/4	133.35	72.5	0.16
3818	9/16	14.28	7 1/4	184.15	140.6	0.31
3820	5/8	15.87	7 1/4	184.15	140.6	0.31
3822	11/16	17.46	7 1/4	184.15	140.6	0.31
3824	3/4	19.05	7 1/4	184.15	140.6	0.31
3826	13/16	20.63	9 1/4	234.95	263.0	0.58
3828	7/8	22.22	9 1/4	234.95	263.0	0.58
3832	1	25.40	9 1/4	234.95	263.0	0.58

STANDARDS: ASME B107-100

FULL POLISHED FLARE NUT WRENCHES

Avaible en SAE and metric size.

3768

Code 3768
Flare nut wrenches.

They help tighten or loosen pipe joints made mainly with soft metals, like bronze, copper and aluminum. They have an ergonomic geometry that improves grip and fastening since their openings are precision-cut.

Steel alloy with high quality molybdenum-vanadium and controlled heat treatment.

This unique design is mainly used in repairs and maintenance of refrigeration systems, where often times the nuts or couplings are made from soft materials, thus the importance of having a perfect fit, to avoid damaging the parts.

SAE AND METRIC FLARE NUT WRENCHES

3760 — 3-PIECE SET

SAE 6-POINT FLARE NUT WRENCHES

SUPER DRIVE

CODE	OPENING DIMENSIONS in.	OPENING DIMENSIONS mm	LENGTH in.	LENGTH mm
3764	3/8 x 7/16	9.5 x 11.1	6 5/8	168.3
3768	1/2 x 9/16	12.7 x 14.2	7 9/16	192.1
3772	5/8 x 11/16	15.8 x 17.4	8 13/16	223.8
E105	Pouch			

3760

SAE 6-POINT FLARE NUT WRENCHES

SUPER DRIVE

CODE	OPENING DIMENSIONS in.	OPENING DIMENSIONS mm	A in.	C in.	D in.	A1 in.	C1 in.	D1 in.	LENGTH in.	LENGTH mm	gm.	lb.	TORSION ENDURANCE ASME B107-100 LB-IN small end	TORSION ENDURANCE ASME B107-100 LB-IN large end
3764	3/8 x 7/16	9.5 x 11.1	9/32	13/16	23/64	11/32	59/64	13/32	6 5/8	168.3	88	0.28	240	320
3768	1/2 x 9/16	12.7 x 14.2	25/64	1 1/64	13/32	29/64	1 3/32	15/32	7 9/16	192.1	124	0.44	400	510
3772	5/8 x 11/16	15.8 x 17.4	33/64	1 1/8	29/64	37/64	1 15/64	33/64	8 13/16	223.8	184	0.71	625	750

STANDARDS: ASME B107-100

3700M — 5-PIECE SET

METRIC 6-POINT FLARE NUT WRENCHES

SUPER DRIVE

CODE	OPENING DIMENSIONS mm	LENGTH in.	LENGTH mm
3709M	9 x 11	6 5/8	168.3
3710M	10 x 12	6 5/8	168.3
3713M	13 x 14	7 9/16	192.1
3715M	15 x 17	8 11/16	220.7
3716M	16 x 18	8 11/16	220.7
E127	Pouch		

3700M

METRIC 6-POINT FLARE NUT WRENCHES

SUPER DRIVE

CODE	OPENING DIMENSIONS mm	A mm	C mm	D mm	A1 mm	C1 mm	D1 mm	LENGTH in.	LENGTH mm	gm.	lb.	TORSION ENDURANCE ASME B107-100 LB-IN small end	TORSION ENDURANCE ASME B107-100 LB-IN large end
3709M	9 x 11	7.5	20.6	9.1	8.7	23.4	10.3	6 5/8	168.3	89	0.19	133	310
3710M	10 x 12	7.9	20.6	9.1	9.9	23.4	10.3	6 5/8	168.3	86	0.18	266	354
3713M	13 x 14	9.5	25.8	10.3	11.5	27.8	11.9	7 9/16	192.1	123	0.27	398	487
3715M	15 x 17	11.5	28.6	11.9	13.9	31.4	13.1	8 11/16	220.7	188	0.41	575	752
3716M	16 x 18	13.1	28.6	11.9	14.7	31.4	13.1	8 11/16	220.7	183	0.40	664	841

STANDARDS: ASME B107-100

SAE OBSTRUCTION WRENCHES

- **This wrench design is ideal for hard to reach areas, such as the mounting or dismounting parts in an automobile engine or in machinery.**

Code 1730
Obstruction wrench.

These types of wrenches allow you to reach and apply torque on a nut or bolt located in places where a wrench with no angle will not access. Obstruction wrenches provide more safety and precision in these applications.

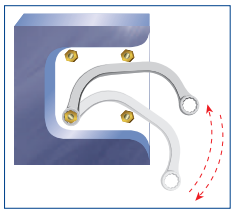

Useful in cases when a straight wrench cannot be used due to obstructions.



1700A

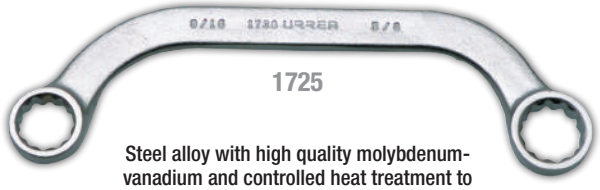

1725

Steel alloy with high quality molybdenum-vanadium and controlled heat treatment to provide the best endurance.

Available in SAE and metric to fit a great variety of nuts and bolts.

1700A — 3-PIECE SET

SAE 12-POINT OBSTRUCTION WRENCHES — SUPER DRIVE

CODE	OPENING DIMENSIONS in.	OPENING DIMENSIONS mm	LENGTH in.	LENGTH mm
1725	7/16 x 1/2	11.1 x 12.7	5 7/8"	149.2
1730	9/16 x 5/8	14.2 x 15.8	6 11/16"	169.8
1731	5/8 x 3/4	15.8 x 19.0	7 11/16"	195.2
E510	Pouch			

SAE 12-POINT OBSTRUCTION WRENCHES — SUPER DRIVE

CODE	OPENING DIMENSIONS in.	OPENING DIMENSIONS mm	C in.	C1 in.	HEAD THICKNESS in.	LENGTH in.	LENGTH mm	gm.	lb.	TORSION ENDURANCE GGG-W-636 LB-IN small end	TORSION ENDURANCE GGG-W-636 LB-IN large end
1725	7/16 x 1/2	11.1 x 12.7	49/64	11/16	23/64	5 7/8	149.2	72	1.57	715	1020
1730	9/16 x 5/8	14.2 x 15.8	15/16	55/64	3/8	6 11/16	169.8	106	3.30	1500	2200
1731	5/8 x 3/4	15.8 x 19.0	1 1/16	15/16	13/32	7 11/16	195.2	167	4.85	2200	2860

STANDARD: FEDERAL GGG-W-636

METRIC OBSTRUCTION WRENCHES

1700CM



1700AM

1700CM — 5-PIECE SET

METRIC 12-POINT OBSTRUCTION WRENCHES — SUPER DRIVE

CODE	OPENING DIMENSIONS mm	LENGTH in.	LENGTH mm
171012	10 x 12	5 55/64	148.8
171113	11 x 13	5 55/64	148.8
171415	14 x 15	6 45/64	170.3
171619	16 x 19	7 11/16	195.3
171718	17 x 18	7 11/16	195.3
E511	Pouch		

1700AM — 4-PIECE SET

METRIC 12-POINT OBSTRUCTION WRENCHES — SUPER DRIVE

CODE	OPENING DIMENSIONS mm	LENGTH in.	LENGTH mm
171012	10 x 12	5 55/64	148.8
171113	11 x 13	5 55/64	148.8
171415	14 x 15	6 45/64	170.3
171619	16 x 19	7 11/16	195.3
E511	Pouch		

Steel alloy with high quality molybdenum-vanadium and controlled heat treatment to provide the best endurance.

Available in SAE and metric to fit a great variety of nuts and bolts.

171012

Designed to allow access in hard to reach areas or in tight spaces, such as engines and some machinery.

METRIC 12-POINT OBSTRUCTION WRENCHES — SUPER DRIVE

CODE	OPENING DIMENSIONS mm	C mm	C1 mm	HEAD THICKNESS mm	LENGTH in.	LENGTH mm	gm.	lb.	TORSION ENDURANCE GGG-W-636 LB-IN small end	TORSION ENDURANCE GGG-W-636 LB-IN large end
171012	10 x 12	19.4	17.5	9.1	5 55/64	148.8	76	0.19	786	940
171113	11 x 13	19.4	17.5	9.1	5 55/64	148.8	76	0.19	866	1019
171415	14 x 15	23.9	21.9	9.5	6 45/64	170.3	106	0.27	1097	1175
171619	16 x 19	28.4	23.8	10.3	7 11/16	195.3	167	0.31	1253	1488
171718	17 x 18	28.4	23.8	10.3	7 11/16	195.3	167	0.31	1253	1488

STANDARD: FEDERAL GGG-W-636