



PULLMAN-HOLT

2015 Product Catalog

Table Of Contents

Air Scrubbers

| | |
|--------------|-------|
| A600 | pg. 2 |
| A1200 | pg. 3 |

Dry Canister Vacuums

| | |
|---|-------|
| 390 | pg. 4 |
| 390 Accessories & Power Head | pg. 5 |

Dry HEPA Vacuums

| | |
|------------------------------|--------|
| 30ASB Backpack Vacuum | pg. 6 |
| 45HEPA-Dry | pg. 8 |
| 45HEPA-TT | pg. 8 |
| 86HEPA-Dry | pg. 11 |
| 102HEPA-Dry | pg. 12 |

Wet/Dry HEPA Vacuums

| | |
|------------------------------|--------|
| S25 | pg. 7 |
| S50 | pg. 7 |
| 45HEPA-W/D | pg. 9 |
| 86HEPA-W/D | pg. 11 |
| 102HEPA-W/D | pg. 13 |
| Big Red Drum HEPA-W/D | pg. 14 |

Wet/Dry Vacuums

| | |
|-----------------------------|--------|
| 45-10P | pg. 9 |
| 45-20P | pg. 10 |
| 45-20SV | pg. 10 |
| 45-20POV | pg. 10 |
| Big Red Drum W/D Vac | pg. 14 |

Model A600

2

300 and 600 CFM HEPA Air Scrubber

Ermator air scrubbers are truly unique. They don't look like any other air scrubbers on the market today. Why? It's simple. Unlike competitive units, our air scrubbers are not designed using off-the-shelf components from the HVAC industry. Standard motor/blowers, coupled with 17-inch or 28-inch HEPA filters are fine for buildings, but when installed in a portable appliance, they tend to produce a boxy, bulky cabinet that's difficult to handle and transport. **Our 600 CFM air scrubber is constructed using specially designed components and materials, contributing to a superior form and functionality that will soon make other air scrubbers obsolete.** Both models include individually tested and certified HEPA filters.

Constructed using a sturdy, compact cabinet, the Model A600 is a quiet operating air scrubber with two airflow speeds of 300 and 600 CFM. The airflow is directed upwards to avoid disturbing dust on surfaces. Each HEPA filter installed in the model A600 is individually tested and certified at an efficiency rate of 99.99% at .3 microns. A warning light indicates when the washable primary filter is 75% clogged and requires cleaning.

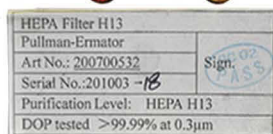


**Puts Out ISO 5
"Class 100" Air at 350 - 600 CFM**

Features:



Dual signal lamps:
orange light indicates clogged filter;
red light indicates leakage in HEPA filter;
alerts operator to change HEPA filter



Individually tested and
certified hospital HEPA filter: 99.99% @
0.3 microns



8" air exhaust



Collapsible handle: to accommodate
stacking

Disposable 12" x 12" x 1" Pleated Polyester pre-filter: easy to slip in for operator

2-speed, .25HP motor: 300/600 cfm

Specifications

| | |
|------------------------------|-------------------------------|
| Motor (HP): | .25 |
| Amps: | 2.1 |
| Air Flow Capacity: | 2-speed; 300/600 CFM |
| Primary Filter: | Disposable Polyester Media |
| Secondary HEPA Filter: | 99.99% efficient @ .3 microns |
| Secondary HEPA Filter (ft2): | 60 |
| Clogged Filter: | Orange Indicator Light |
| Leakage/Broken HEPA Filter: | Red Indicator Light |
| Handles: | One, top |
| Shipping Weight: | 45 lbs. |
| Net Weight: | 41 lbs. |
| Dimensions (LxWxH): | 15" x 17" x 17" |
| Product Code: | 200900061A |



Double warning lights: Yellow for clogged filter, red for filter leaks. Placed on the back of scrubber for protection

Accessories and Replacement Parts:



Pre-Filter (20Pack)
201000014



HEPA Filter
200700532A



Transportation Cover
201000112



Hose Adaptor
201000438



Daisy Chaining Feature

Model A1200

600 and 1200 CFM Air Scrubber

Our 1200 CFM air scrubber is constructed using specially designed components and materials, contributing to a superior form and functionality that will soon make other air scrubbers obsolete.

At 1,200 CFM, Model A1200 is constructed with a unique motor/impeller and a wider HEPA filter producing a thin, lightweight cabinet that simply out maneuvers and out performs other air scrubbers in the market today. **Model A1200 operates at two super quiet speeds of 600 and 1200 CFM.** A metal frame HEPA filter includes a steel mesh screen to protect filter media and allow cleaning of the media surface with vacuum and dust brush. Each HEPA filter installed in the A1200 air scrubber is individually tested and certified at 99.97% efficiency at .3 microns. The primary filter is washable and an indicator light warns when it is time to clean or replace both filters. Equipped with two (2) locking wheels for superior transportation and stability. An optional discharge manifold for ducting is available.

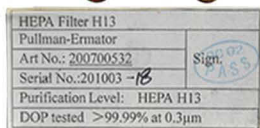


**Puts Out ISO 5
"Class 100" Air at 850 - 1200 CFM**

Features:



Dual signal lamps:
orange light indicates clogged filter;
red light indicates leakage in HEPA filter;
alerts operator to change HEPA filter



Clogged or broken filter sound alarm:
alerts operator to correct problem

Individually tested and certified hospital
HEPA filter: 99.99% @ 0.3 microns



Usage hour meter



10" air exhaust



2-speed, .5HP motor: 600/1200 cfm

Disposable 24" x 24" x 1" Pleated Polyester
pre-filter: easy to slip in for operator

Locking casters: for superior
transportation and stability

Specifications

| | |
|------------------------------|-------------------------------|
| Motor (HP): | .5 |
| Amps: | 2.8 |
| Air Flow Capacity: | 2-speed; 600/1200 CFM |
| Primary Filter: | Disposable Polyester Media |
| Secondary HEPA Filter: | 99.99% efficient @ .3 microns |
| Secondary HEPA Filter (ft2): | 150 |
| Clogged Filter: | Orange Indicator Light |
| Leakage/Broken HEPA Filter: | Red Indicator Light |
| Clogged Filter: | Sound Alarm |
| Leakage/Broken HEPA Filter: | Sound Alarm |
| Handles: | Two, sides |
| Shipping Weight: | 84 lbs. |
| Net Weight: | 80 lbs. |
| Dimensions (LxWxH): | 16" x 28" x 32" |
| Product Code: | 200900062A |



Double warning lights: Yellow for clogged filter, red
for filter leaks. Placed on the back of scrubber for protection

Accessories and Replacement Parts:



Pre-Filter (20Pack)
201000015



HEPA Filter
10085



Transportation Cover
201000111



Hose Adaptor
201000437



Daisy Chaining Feature

Model 390 & 390HEPA

4

4 Gallon Canister Style Vacuum

Pullman-Holt's 390 is a powerful 4-gallon, dry only vacuum with exceptional stability. Designed for professional cleaning, this canister style vacuum has a superior, low profile design that makes it extremely maneuverable and easy to use.

Pullman-Holt's **390HEPA is a powerful 4-gallon, dry only HEPA vacuum with exceptional stability.** Designed for professional cleaning, this canister style vacuum has a superior, low profile design that makes it extremely maneuverable and easy to use. Unlike similar canister HEPA vacuums, the 390HEPA is equipped with a HEPA filter that is individually tested and certified, a standard feature on all Pullman-Holt HEPA Vacuums.

Unlike most HEPA Vacuums on the market, **the model 390HEPA's filter is designed and manufactured to meet or exceed all applicable EPA and OSHA standards.** The key is an independently certified HEPA Filter, a must when vacuuming in areas where positive control of hazardous particles is essential to general health and safety.

Features:

A quiet, yet powerful 1.5 HP motor provides the suction of vacuums twice its size.

HEPA filters are individually tested and certified to have a minimum efficiency of 99.99% at .3 microns based on particle count test method, IEST-RP-CC001.

Convenient onboard tools and power cord storage.

Low profile design prevents tipping while providing greater mobility.

Durable stainless steel tank is attractive yet rugged.

Conveniently located foot activated on/off switch.

ETL certification - meets UL and CSA standards.

Convenient electrical outlet on base for connecting power head.

Make the Comparison

| Model | Pullman Holt 390ASB | Euroclean GD930 |
|------------------------------|------------------------|--------------------|
| Performance | | |
| Amps | 11.8 | 10.4 |
| Waterlift | 97 | 96 |
| HP | 1.5 | 1.3 |
| Motor | | |
| Replaceable | Yes | Yes |
| Serviceable | Yes | Yes |
| Construction | | |
| Stainless Steel Tank | Yes | No |
| Steel Lid Clamps | Yes | No |
| Onboard Tool Caddy | Yes | No |
| Powerhead Receptacle | Yes | Yes |
| Collection Bag | | |
| Paper (four gallon) | Yes | Yes |
| Reusable cloth bag available | Yes | No |
| Attachments | | |
| Wand | | |
| Steel | Yes | Yes |
| Telescopic | Yes | Yes |
| Floor/Rug Tool | | |
| EZY Glide Wheels | Yes | No |
| Onboard Storage | Yes | No |
| Hose | | |
| Crushproof | Yes | Yes |
| Ergo Slide Control | Yes | No |



Specifications

| | |
|------------------|---|
| Style: | Dry |
| Horsepower: | 1.5 |
| Waterlift: | 97" |
| CFM: | 100 |
| Recovery: | .5 bu. |
| Shipping Weight: | 26 lbs. |
| Net Weight: | 18 lbs. |
| Product Code: | B160535 (HEPA) and B100312 |
| Motor Type: | 2-stage, air-thru |
| Amps: | 11.8 |
| Noise Level: | 65 decibels |
| Construction: | SS tank, injection molded base & lid |
| Cord: | 25 ft. |
| Warranty: | 1 year |
| Filters: | HEPA Filter (B160534) Disposable paper filter bag, 4 gallon (B600900) Motor Intake Filter (B160538) |


Pullman-Holt HEPA Filter System



Individually Tested & Certified HEPA Filter
(based on IEST-RP-CC007 particle count test method)

390 Powerhead

- Built-In Motor Protection System - prevents damage due to blocked brush roll.
- Automatic Height Adjustment - suitable to all types of carpet pile and thickness.
- Sleek European Styling - cleans below furniture and tight areas.
- See-Through" Brush Window - clear view of any obstruction in the brush roll
- Heavy-Duty Double Steel Brush Roller - superior agitation of carpet
- Metal Wands with Cord Management to 390 vacuum connects directly to electric outlet on Pullman-Holt model 390
- Foot operated on/off switch - convenient location on top of brush head.
- Bright headlight - excellent visibility, particularly in dimly lit areas.
- Non marring bumper - protect furniture and baseboards.



Specifications

| | |
|---------------|--------------------------------|
| Product Code: | B260976 |
| Power: | 120V 60HZ with Headlight |
| Motor: | 150 watts, 1.5 amp |
| Neck: | 1.25" (friction fit with wand) |
| Wheels: | Rubber |
| Belt: | Flat Type |
| Cord: | 14 ft. |
| Weight: | 5 lbs. |

For use on the 390 & 390HEPA Canister Vacs

390 Accessories



Tool Kit
B160666



6 ft. Hose
B160543



Telescopic Steel Wand
B100321



Floor Tool Ergo Slide 1.25"
B160632



Dusting Tool
B160541



Crevice Tool
B160539



HEPA Filter
B160534



Disposable paper
filter bag, 4 gallon
B600900



Motor Intake Filter
B160538



14" Turbo Power Head
B100309



14" Electric Power Head
B260976

Model 30HEPA BackPack

6

Portable Backpack Style HEPA Vacuum

When it comes to a rugged, portable backpack style HEPA vacuum, the model 30HEPA by Pullman-Holt is the preferred vacuum. It is ideal for use in elevated or hard-to-reach areas, either hand-carried or worn as a back-pack. The 30HEPA makes quick work of sampling, glove bag work or general abatement. It's all steel construction and long life motor will provide years of hard, professional use. The top fill design allows for maximum capacity without loss of airflow. The model 30HEPA comes complete with a 10' x 1.5" crushproof hose and round dusting brush.

Powerful Vacuum:

A 1 horsepower, 2 stage air-thru, 7.2 amp motor delivers 85" waterlift and impressive 101 CFM.

True 99.97% Type A Large Capacity HEPA Filter:


Individually tested and certified to have a minimum efficiency of 99.97% at .3 microns in accordance with IEST-RP-CC001.



Specifications

| | |
|------------------|---------|
| Style: | Dry |
| Horsepower: | 1 |
| Waterlift: | 85" |
| CFM: | 101 |
| Recovery: | .12 bu |
| Shipping Weight: | 30 lbs. |
| Net Weight: | 18 lbs. |
| Product Code: | B160000 |

Pullman-Holt HEPA Filter System



Features:

Top fill design for maximum recovery and airflow

Harness distributes weight evenly on the operator's back and hips

Steel tank with powder coat finish provides the ultimate in strength and durability

Exhaust port blows warm process air away from operator

10' crushproof hose assembly with dusting brush

Accessories



Tool Kit
B160423



10' x 1.5" crushproof hose
B000311



Round dusting brush
B000394



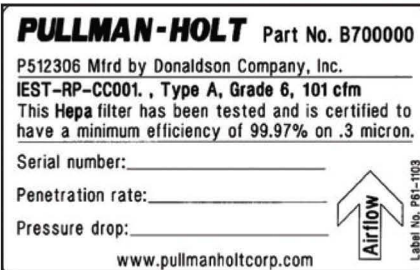
HEPA filter Assembly
B260000



Moleskin cloth
secondary filter bag
B700008



Disposable paper filter bag
B160007



Each Pullman-Holt HEPA filter is tested and certified to provide a minimum efficiency of 99.97% at .3 microns based on IEST-RP-CC001 test requirements.



Models S25 and S50

1.7HP, 7 and 14 Gallon Wet/Dry HEPA Vacuums

Wet and dry HEPA vacuum with dual, individually tested and certified HEPA filters, 99.99% at 0.3 microns.

The S25 and S50 have outlets for power tools. The vacuum will start and stop on demand from the power tool. The 7-second delay on the vacuum shut-off ensures that all dust is emptied from the hose. Variable speed on the vacuum motor allows the operator to adjust the amperage and suction power according to circuit breaker capacity.

The S25 and S50 has an automatic filter shaking system. A sensor indicates if a filter is clogged and starts shaking the filter immediately after the vacuum shuts off.

The compact design makes them easy to transport, carry and to store in vans and trucks.

A tool trigger allows ease for the operator, since there is only one cord running to the work area, and the vacuum is automatically turned on and off with use of the tool.



Features

The S25 has a 7 gallon tank

The S50 has a 14 gallon tank, an ergonomic handle in the chassis and a dump valve. Optional bags can be used for safer and dust-free emptying of the vacuum.

Bags can be used for safer and dust-free emptying of the vacuum.

Lockable front casters

Individually tested and certified Hepa filter

Power tool plug-in feature

Auto start/ stop

Auto filter shaking feature

Unique HEPA filter that can be used for wet pick-up

Amperage control

Electronic wet shut off

Specifications

| | | |
|------------|------------------|------------|
| | Horsepower: | 1.7 |
| | Waterlift: | 100" |
| | CFM: | 129 |
| | Volts: | 120V/230V |
| S25 | Shipping Weight: | 39 lbs. |
| S25 | Product Code: | 200800018A |
| S50 | Shipping Weight: | 55 lbs. |
| S50 | Product Code: | 200800094A |

Accessories



Model 45HEPA-Dry and 45HEPA-TT

8

2HP, 10 Gallon Recovery HEPA Vacuums

Equipped with a powerful 2-horsepower motor and an extra large capacity HEPA filter system, the model 45 offers the air flow efficiency of vacuums costing three times as much. Low noise allows for use in sound sensitive areas. The model 45 is manufactured to the same high standards as our larger HEPA vacuums, so it will withstand years of hard use. Available in wet/dry or dry only.

Powerful Vacuum:

A 2 horsepower, 2 stage by-pass, 11.1 amp motor delivers 105" waterlift and 110 CFM. Plenty of power for fast pick-up of wet and dry hazardous materials at an affordable price.

True 99.97% Type A Large Capacity HEPA Filter:

Individually tested and certified to have a minimum efficiency of 99.97% at .3 microns in accordance with IEST-RP-CC001 test requirements.

The model **45HEPA-TT** has a **"Tool Trigger"** feature allowing the operator to turn the vacuum on or off through the power tool. Stricter worker and environmental regulations are requiring tradesman who cut and grind concrete and masonry materials to control dust. Collecting and containing dust increases worker and power tool productivity, extends life of the abrasives and reduces clean-up time and expense.

Features:



High efficiency 2-ply enclosed, disposable paper filter bag acts as the primary filter to trap and hold dry material for easy handling and disposal. (B700408)

Commercial grade, long-life 2HP motor - exceeds airflow and pick-up of vacuums purchased from home improvement stores.

Compact, low center of gravity design - No tipping, easy handling, transporting and storage

Tested and certified HEPA filter - Oversized HEPA filter with plenty of media to handle high airflow.

"Never Clog" Dacron filter bag - Self-cleaning, maximizes airflow and prevents interruptions when picking up large volumes of dry, fine dust.

Positive locking, full swivel hoses - No binding and flexible. Easy handling and storage.

50-foot power cord - Operates in a wide area without changing electric outlets.



HEPA Filter - Made from a single piece of high-grade HEPA media to eliminate the possibility of leaks. (B702340)



"Never Clog®" Filter Bag - Sheds dirt and debris like a duck sheds water. Shakes clean to maintain maximum airflow. (B000517)

Each Pullman-Holt HEPA filter is tested and certified to provide a minimum efficiency of 99.97% at .3 microns based on IEST-RP-CC001 test requirements.

PULLMAN-HOLT Part No. B702340

P512306 Mfrd by Donaldson Company, Inc.

TEST-RP-CC001, Type A, Grade 6, 105 cfm

This Heпа filter has been tested and is certified to have a minimum efficiency of 99.97% on .3 micron.

Serial number: _____

Penetration rate: _____

Pressure drop: _____

www.pullmanholtcorp.com



Label No. P61-1103



Specifications

| | |
|------------------|-----------------------------|
| Style: | Dry |
| Pre-filter: | "Never Clog" Bag |
| Horsepower: | 2 |
| Waterlift: | 105" |
| CFM: | 110 |
| Recovery: | 10 gallon dry |
| Power Cord: | 50 ft. |
| Weight: | 33 lbs. |
| Shipping Weight: | 38 lbs. |
| Product Codes: | B160414 (Dry), B100481 (TT) |

Accessories



Tool Kit
B160424



5' two-piece
metal wand
B521007



10' X 1.5"
crushproof hose
B702361



Optional Nonwoven
Bag 1/ea
B700409



Disposable Poly
Bags 1/ea
B704004



Disposable paper
filter bags 1/ea
B700408



HEPA Filter
B702340



"Never Clog®" Filter Bag
B000517



HEPA Filter
Assembly
B260619



17" crevice tool
B701615



3" round dusting brush
B000394



Floor Brush
Tool 14"
B527095

Additional 45HEPA-Dry Accessories

Models 45-10P and 45HEPA-Wet/Dry

9

2HP 10 Gallon Wet/Dry and HEPA Wet/Dry Vacuums

Pullman-Holt's Model 45 wet/dry vacuums provide an unbeatable combination of features, performance and low price. Inside, a 2HP motor generates enough suction to pick up almost any kind of material, wet or dry. A reliable float shut off and high airflow filter system provides the efficiency of vacuums costing twice as much. Outside, you will find a superbly styled, polyethylene body which will shrug off years of hard use. **Includes complete wet/dry tool kit.**

Powerful Vacuum:

A 2 horsepower, 2 stage by-pass, 11.1 amp motor delivers 105" waterlift and 110 CFM.

Plenty of power for fast pick-up of wet and dry hazardous materials at an affordable price.

True 99.97% Type A Large Capacity HEPA Filter:

Individually tested and certified to have a minimum efficiency of 99.97% at .3 microns in accordance with IEST-RP-CC001 test requirements.

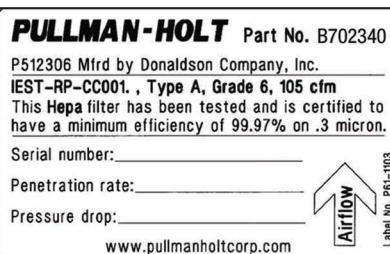
Features:



Pullman-Holt HEPA Filter System (Applies to 45HEPA-Wet/Dry Only)



Each Pullman-Holt HEPA filter is tested and certified to provide a minimum efficiency of 99.97% at .3 microns based on IEST-RP-CC001 test requirements.



Specifications

| | |
|----------------------|------------------------------------|
| Style: | Wet/Dry |
| Horsepower: | 2 |
| Waterlift: | 105" |
| CFM: | 110 |
| Recovery: | 10 Gallons |
| Filtration: | Drop in style moleskin bag & frame |
| Power cord: | 50 feet |
| 45-10P Product code: | B701963 |
| 45HEPA Product code: | B160487 |

Accessories



45-10P Only Accessories



45HEPA Wet/Dry Only Accessories



Models 45-20P, 45-20SV and 45-20POV

10

2HP, 20 Gallon Wet/Dry Vacuums

45-20P

The big brother to our popular 45-10P, this new vac is equipped with the same powerful 2 horsepower motorhead used on the 45-10P, delivering 105" waterlift and 110 CFM. It's low noise design allows for use in sound sensitive public areas like schools and hospitals. The 20-Gallon tank is constructed using rotationally molded polyethylene and includes a built-in handle and dolly system for superior durability and easy transport.

45-20SV

Same 2HP motor and specs as the 45-2P but with a **29" front-mounted squeegee assembly for two-way, forward and reverse, fast pick-up of floor solution and standing water from flooding.**

45-20POV

The 45-20POV is a wet vacuum, specially designed for high volume pick-up of slurries, spills and for water damage projects. The 45-20POV has the same air-flow and waterlift as our popular 45HEPA vacuum so it provides the power and performance to meet the needs of a professional contractor. **Equipped with a 40 GPM discharge pump built-in inside a 20 gallon tank, the 45-20POV can empty the tank continuously without interruption to the vacuuming process.**

A full assortment of floor and above floor cleaning tools is included.

Features:

Heavy-duty lift handle with cord hook - Safe and easy lifting and transport.

2HP commercial grade, two-stage motor - Fast and superior pick-up, both wet and dry. Includes one year warranty – parts and labor.

Injection molded motorhead with low noise design - Allows for operation in sound sensitive areas.

High efficiency, drop-in cloth filter bag - For maximum air flow without interruption.

Positive locking, full swivel hose connection system with button latch. - For easy handling and operation. Hose does not bind.

50-foot power cord - Allows for use without extension cord.

Blow molded high-density polyethylene canister - Low center of gravity design prevents tipping, resists impacts and provides superior air seal.

10" Rear Wheels, 4" Heavy-duty front casters - Transports easily even with a full tank of liquid

45-20SV

29" Front-mounted squeegee assembly - Two-way, forward and reverse, fast pick-up of floor solution and standing water from flooding. (B260866)

45-20POV

Motor head mounted electrical outlet - For immersible pump

Separate on/off switches - One each for the vacuum and pump

Immersible pump and mesh filter bag - For intercepting large particles.

Heavy-duty brass quick disconnect - For drain hose.



General Specifications

| | |
|-----------------------|------------|
| Style: | Wet/Dry |
| Waterlift: | 105" |
| CFM: | 110 |
| Recovery: | 20-gallons |
| Power cord: | 50 feet |
| 45-20P Product code: | B260865 |
| 45-20SV Product code: | B260885 |

45-20POV Specifications

| | |
|--------------------|-----------------------------|
| Amps(vacuum only): | 10 |
| Amps(vacuum/pump): | 14.5 |
| Pump watts: | 550 |
| Pump GPM: | 40 |
| Wet shut-off: | Float cage with mesh screen |
| Shipping Weight: | 80 lbs. |
| Product code: | B100450 |

Accessories



Models 86HEPA-Dry and 86HEPA Wet/Dry

11

Compact All-Steel HEPA Vacuums

The 86ASB5D4C is a compact all-steel HEPA wet/dry vacuums that are small and lightweight enough to be easily carried or transported, yet rugged enough to handle the toughest jobsites. Designed to work in congested, tight areas. These vacuums are also excellent tools in many maintenance and shop environments for fast, convenient pick-up of hazardous materials.

Powerful Vacuum:

A 1 horsepower, 2 stage by-pass, 7.2 amp motor delivers 85" waterlift and 96" CFM. Plenty of power for fast pick-up of dry or wet/dry non-flammable, hazardous materials.

True 99.97% Type A Large Capacity HEPA Filter:

Individually tested and certified to have a minimum efficiency of 99.97% at .3 microns in accordance with IEST-RP-CC001 test requirements.

Features:



High efficiency 2-ply enclosed, disposable paper filter bag acts as the primary filter to trap and hold dry material for easy handling and disposal. (B700408)



Complete HEPA Filter Assembly consisting of air seal gasket, polyester prefilter, spacer sleeve and Dacron filter bag (B526520)



Wet pickup adapter with reliable float shut-off (B260089 for the 86HEPA Wet/Dry)

Pullman-Holt HEPA Filter System



Air Seal Gasket – Provides tight air seal and prevents leakage.

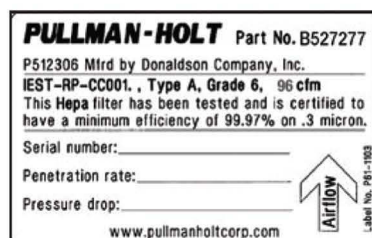
HEPA Media – The filter is made from a single piece of high-grade HEPA media to eliminate the possibility of leaks. The pleats in the media are held open by corrugated aluminum separators for maximum airflow.

Spacer Sleeve – The purpose of the spacer sleeve is to space the Dacron bag away from the HEPA filter body so as to utilize the full area of the "Never Clog" Dacron bag.

Polyester Prefilter – This impact filter is about one inch thick and is attached to the inlet (bottom) surface of each HEPA filter. Its function is to provide final protection to the HEPA filter from premature failure due to clogging.

"Never Clog" Filter Bag – Sheds dirt and debris like a duck sheds water. Shakes clean to maintain maximum airflow.

Each Pullman-Holt HEPA filter is tested and certified to provide a minimum efficiency of 99.97% at .3 microns based on IEST-RP-CC001 test requirements.



86HEPA-Dry Only Accessories



Tool Kit
B160450



Never Clog Poly Bags
B000517



Tool Kit
B160426



14" floor squeegee
B527094



Optional
Nonwoven Bags
B700409



Wet pickup adapter
B260089



86ASB5D4C Specifications

| | |
|----------------------------|-------------------|
| 86ASB5D4C Style: | Dry |
| 86ASB54C Style: | Wet/Dry |
| Horsepower: | 1 |
| Waterlift: | 85" |
| CFM: | 96 |
| Recovery: | .75 bu / 5 gallon |
| 86ASB5D4C Shipping Weight: | 42 lbs. |
| 86ASB54C Shipping Weight: | 54 lbs. |
| 86ASB5D4C Product Code: | B160419 |
| 86ASB54C Product Code: | B160420 |

Accessories



10' X 1.5"
crushproof hose
B000311



5' two-piece metal wand
B521007



Polyester prefilter
B527302



17" crevice tool
B701615



Disposable paper
filter bags
B700408



Floor Brush Tool 14"
B527095



Disposable
Poly Bags
B524263



3" round dusting brush
B000394



HEPA Filter Assembly
B526520



Polyester Outer Filter
B700344

86HEPA-Wet/Dry Only Accessories

Model 102HEPA-Dry 12 Gallon

12

Number one choice of abatement professionals

The 102HEPA-D is a proven performer in the abatement industry. For over twenty years, it has earned the reputation as a true "work horse" by abatement, remediation and restoration professionals. A heavy-duty polyethylene tank with dump valve, rugged construction and long-life, commercial grade vacuum motor help make this model the toughest, most durable HEPA Vacuum in the market today.

Powerful Vacuum

A 2 Horsepower, 2 stage by-pass, 11.1 amp motor delivers 105" of waterlift and 110 CFM. Plenty of power for fast pick-up of wet and dry hazardous materials.

True 99.97% Type A Large Capacity HEPA Filter

Individually tested and certified to have a minimum efficiency of 99.97% at .3 microns in accordance with IEST-RP-CC001 test requirements.

Features:



High efficiency 2-ply enclosed, disposable paper filter bag acts as the primary filter to trap and hold dry material for easy handling and disposal. (B524253)



Complete HEPA Filter Assembly consisting of air seal gasket, polyester prefilter, spacer sleeve and Dacron filter bag (B160009)

Pullman-Holt HEPA Filter System



Air Seal Gasket – Provides tight air seal and prevents leakage.

HEPA Media – The filter is made from a single piece of high-grade HEPA media to eliminate the possibility of leaks. The pleats in the media are held open by corrugated aluminum separators for maximum airflow.

Spacer Sleeve – The purpose of the spacer sleeve is to space the Dacron bag away from the HEPA filter body so as to utilize the full area of the "Never Clog" Dacron bag.

Polyester Prefilter – This impact filter is about one inch thick and is attached to the inlet (bottom) surface of each HEPA filter. Its function is to provide final protection to the HEPA filter from premature failure due to clogging.

"Never Clog" Filter Bag – Sheds dirt and debris like a duck sheds water. Shakes clean to maintain maximum airflow.

PULLMAN-HOLT Part No. B700030

P512306

TEST-RP-CC001, Type A, Grade 6, 105 cfm

This HEPA filter has been tested and is certified to have a minimum efficiency of 99.97% on .3 micron.

Serial number: KK2258550

Penetration rate: .022

Pressure drop: .98

www.pullmanholtcorp.com



Each Pullman-Holt HEPA filter is tested and certified to provide a minimum efficiency of 99.97% at .3 microns based on IEST-RP-CC001 test requirements.



Specifications

| | |
|-----------------------|-------------|
| Style: | Dry |
| Horsepower: | 2 |
| Waterlift: | 105" |
| CFM: | 110 |
| Recovery: | 12 gallon |
| Recoverable Capacity: | 1.75 bushel |
| Shipping Weight: | 84 lbs. |
| Cord Length: | 25 feet |
| Motor Warranty: | 1 year |
| Product Code: | B527038 |

Meets & exceeds EPA & OSHA standards

Accessories



Tool Kit
B160450



5' two-piece
metal wand
B521007



10' X 1.5"
crushproof hose
B000311



Floor Brush Tool 14"
B527095



3" round
dusting brush
B000394



17" crevice tool
B701615



Wet Pickup Adaptor
B000379



"Never Clog®"
Filter Bag
B000517



Polyester
Outer Filter
B700306



Disposable Poly Bags
B524263



Optional Nonwoven Bag
B524254



HEPA Filter
Assembly
B160009



Polyester prefilter
B700017



Disposable paper filter bags
B524253

Model 102HEPA Wet/Dry 12 Gallon

13

Wet/Dry HEPA Vacuum

The 102ASB is a proven performer in the abatement industry. For over twenty years, it has earned the reputation as a true "work horse" by abatement, remediation and restoration professionals. A heavy-duty polyethylene tank with dump valve, rugged construction and long-life, commercial grade vacuum motor help make this model the toughest, most durable HEPA Vacuum in the market today.

Powerful Vacuum:

A 2 Horsepower, 2 stage by-pass, 11.1 amp motor delivers 105" of waterlift and 110 CFM. Plenty of power for fast pick-up of wet and dry hazardous materials.

True 99.97% Type A Large Capacity HEPA Filter:

Individually tested and certified to have a minimum efficiency of 99.97% at .3 microns in accordance with IEST-RP-CC001 test requirements.

Features:



High efficiency 2-ply enclosed, disposable paper filter bag acts as the primary filter to trap and hold dry material for easy handling and disposal. (B524253)



Complete HEPA Filter Assembly consisting of air seal gasket, polyester prefilter, spacer sleeve and Dacron filter bag (B160009)



Wet pickup adapter with reliable float shut-off (B000379)

Pullman-Holt HEPA Filter System



Air Seal Gasket – Provides tight air seal and prevents leakage.

HEPA Media – The filter is made from a single piece of high-grade HEPA media to eliminate the possibility of leaks. The pleats in the media are held open by corrugated aluminum separators for maximum airflow.


Spacer Sleeve – The purpose of the spacer sleeve is to space the Dacron bag away from the HEPA filter body so as to utilize the full area of the "Never Clog" Dacron bag.

Polyester Prefilter – This impact filter is about one inch thick and is attached to the inlet (bottom) surface of each HEPA filter. Its function is to provide final protection to the HEPA filter from premature failure due to clogging.

"Never Clog" Filter Bag – Sheds dirt and debris like a duck sheds water. Shakes clean to maintain maximum airflow.

Each Pullman-Holt HEPA filter is tested and certified to provide a minimum efficiency of 99.97% at .3 microns based on IEST-RP-CC001 test requirements.

| | |
|--|-----------|
| PULLMAN-HOLT Part No. B700030 | |
| P512306 | |
| TEST-RP-CC001, Type A, Grade 6, 105 cfm | |
| This HEPA filter has been tested and is certified to have a minimum efficiency of 99.97% on .3 micron. | |
| Serial number: | KK2258550 |
| Penetration rate: | .022 |
| Pressure drop: | .98 |
| www.pullmanholtcorp.com | |



Specifications

| | |
|------------------|-------------|
| Style: | Wet/Dry |
| Horsepower: | 2 |
| Waterlift: | 105" |
| CFM: | 110 |
| Recovery: | 1.75 bushel |
| Shipping Weight: | 84lbs. |
| Product Code: | B160421 |
| Tank capacity: | 12 Gal. |
| Cord length: | 25 feet |

Accessories



Tool Kit
B160450



5' two-piece
metal wand
B521007



10' X 1.5"
crushproof hose
B000311



Floor Brush Tool 14"
B527095



3" round
dusting brush
B000394



17" crevice tool
B701615



Wet Pickup Adaptor
B000379



"Never Clog®"
Filter Bag
B000517



Polyester
Outer Filter
B700306



Disposable Poly Bags
B524263



Optional Nonwoven Bag
B524254



HEPA Filter
Assembly
B160009



Polyester prefilter
B700017



Disposable paper filter bags
B524253

Big Red HEPA Drum W/D Vacuum

14

A drum vacuum gives you plenty of capacity for the big jobs.

Commercial and industrial jobs include:

Wet: floods, spills slurry's, oils, asbestos etc.

Dry: Lead dust, silica, PCB's and other hazardous material

Features:

Popular 2-hp, 2-stage long-life motor sits atop a steel drum to create the ultimate in vacuum recovery.

Features an unsurpassed 55 gallons in wet recovery and 7.2 bushels of dry capacity.

Offers superior vacuum recovery, ranging from dry, light particulates, to wet, heavy debris.

Steel dolly features four each 3" non-locking casters

Set up:

Wet Set-up:



1. Place adapter on drum



2. Insert wet pan with liquid shut-off float



3. Place spacer sleeve and then position motor head and lock down with clamps.

Dry Set-up:



1. Place adapter on drum



2. Insert modular filter frame



3. Place Motor Head in place.

HEPA and Wet Pickup Accessories



HEPA Filter Assembly
B160009



Wet Adaptor Kit
B520788



Wet Pick Up Adaptor
B000379

Specifications

| | |
|--------------------------------|--------------|
| Style: | Wet/Dry |
| Motor: | 2HP, 2-stage |
| Waterlift: | 105" |
| CFM: | 110 |
| Recovery Dry: | 7.2 bushel |
| Recovery Wet: | 55 gallon |
| HEPA Drum Vac Shipping Weight: | 150 lbs. |
| HEPA Drum Vac Product Code: | B001136 |
| Drum Vac Shipping Weight: | 124 lbs. |
| Drum Vac Product Code: | B001135 |

Accessories



Hose
B000311



Wand
B521007



Floor Brush aluminum 14"
B701563



Squeegee Floor
Tool Aluminum 14"
B701564



Dust Brush aluminum 3"
B701612



Crevice Tool aluminum
B701562



Pullman-Holt is an 85 year old, world-class manufacturer of HEPA vacuums and powered floor care equipment. Located in Tampa, Florida within an approximately 200,000 square foot facility, the company offers a complete line of HEPA vacuums and floor care equipment. Pullman-Holt is a privately held business having many long time employees with countless years of experience in the cleaning products industry, who consider themselves part of the "Pullman-Holt Family".

Pullman-Holt started manufacturing HEPA vacuums for the Navy in 1963. In the 70's, Pullman-Holt introduced a line of magenta colored HEPA vacuums designed specifically for the nuclear energy industry. In 1985, the company introduced the first wet/dry HEPA vacuum to address new government required work practices for asbestos removal. This breakthrough design helped make Pullman-Holt a market leader in HEPA vacuums. Today, Pullman-Holt offers one of the broadest lines of portable HEPA vacuums sold to the Safety/Environmental, Restoration and Construction markets. There are dry only and wet/dry models for recovering a wide range of hazardous materials including silica, lead, mold and anthrax. Current customers of Pullman-Holt HEPA vacuums include the U.S. Navy, U.S. Postal Service, U.S. Department of Energy and Los Alamos National Laboratory.

In 2013, Pullman-Holt was acquired by Pullman-Ermator, a Swedish manufacturer of HEPA dust extractors.